



Garstang
United Kingdom

Finlay Sutton

BDS, DGDP (UK), MSc, MFDS RCS Ed, MRD RCS Ed, PhD, FDS (Rest Dent) RCS Ed, CGDent

Specialist in Prosthodontics



INTERNATIONAL FEDERATION
OF ESTHETIC DENTISTRY

Getting the teeth
in the
right place

Finlay Sutton




I used to hate

dentures

MSc Prosthodontics 1999



Prof Fraser McCord

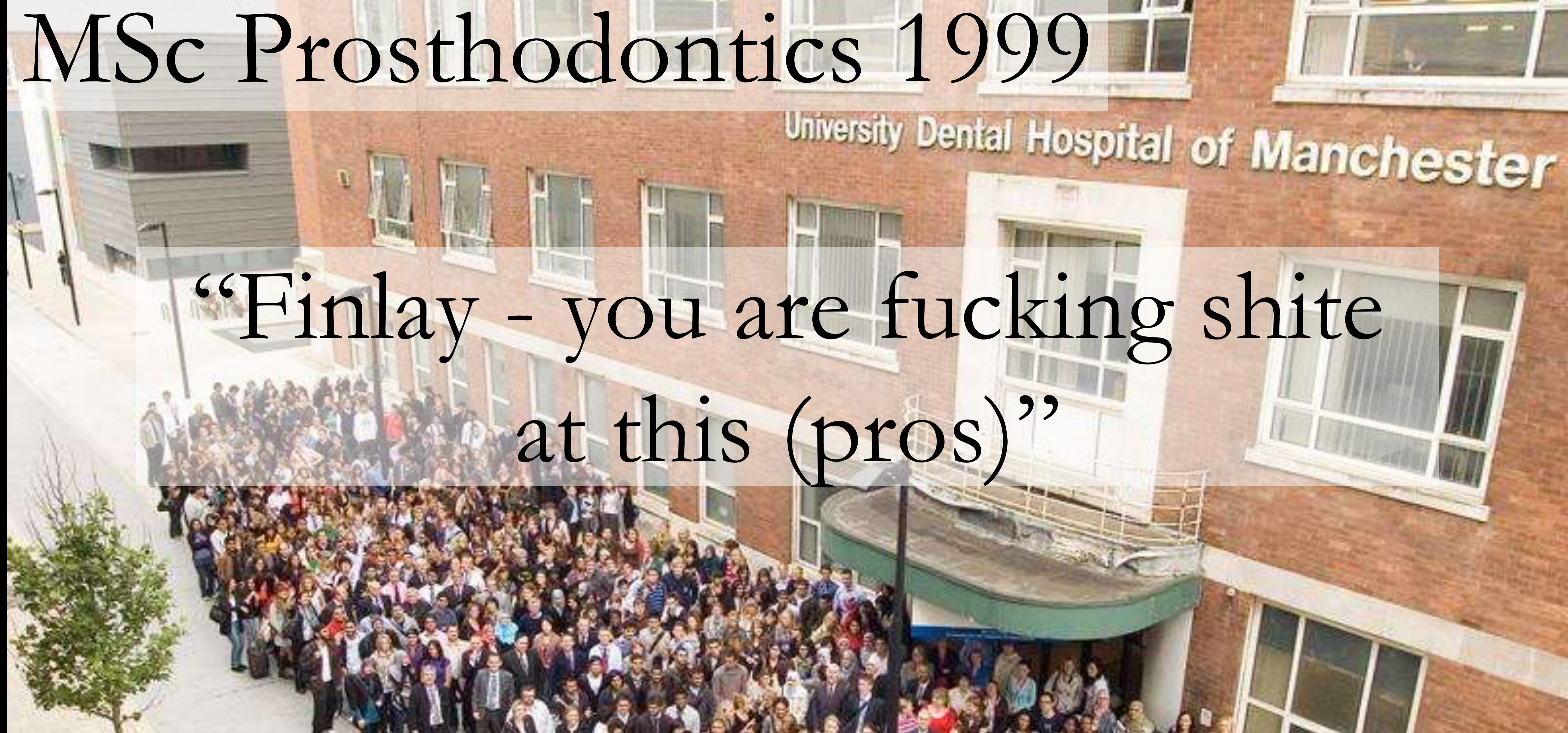




Prof Fraser McCord

MSc Prosthodontics 1999

“Finlay - you are fucking shite
at this (pros)”

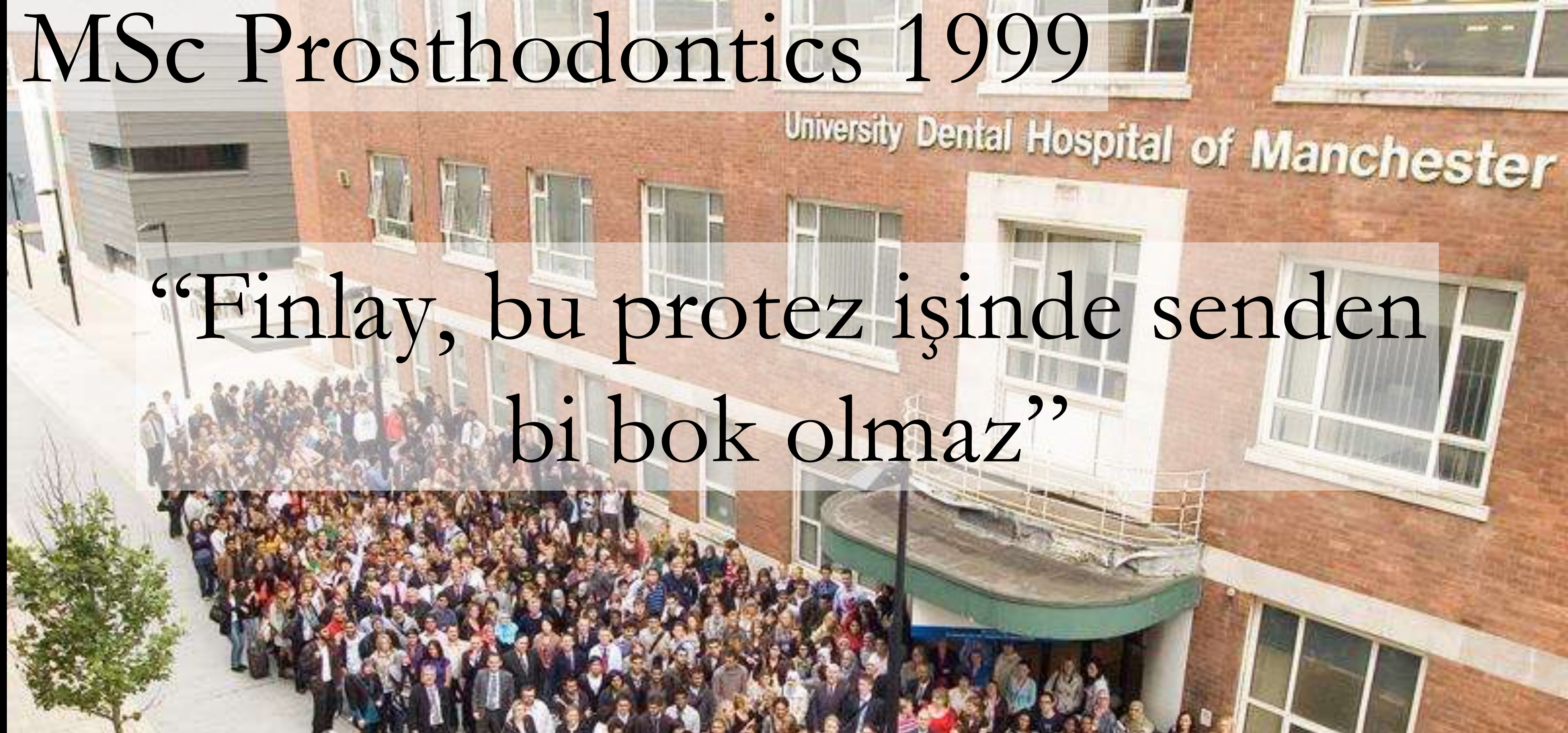




Prof Fraser McCord

MSc Prosthodontics 1999

“Finlay, bu protez işinde senden
bi bok olmaz”

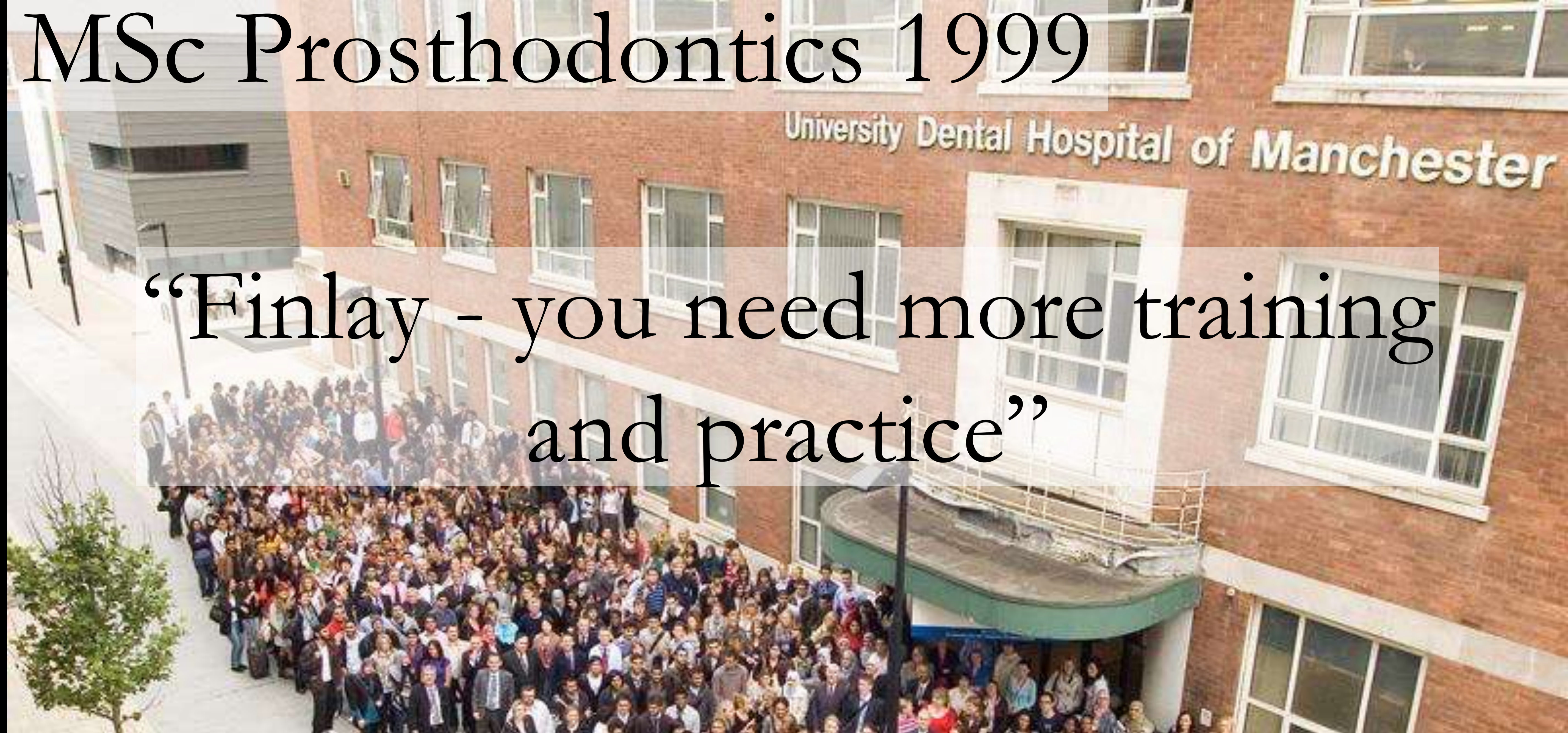


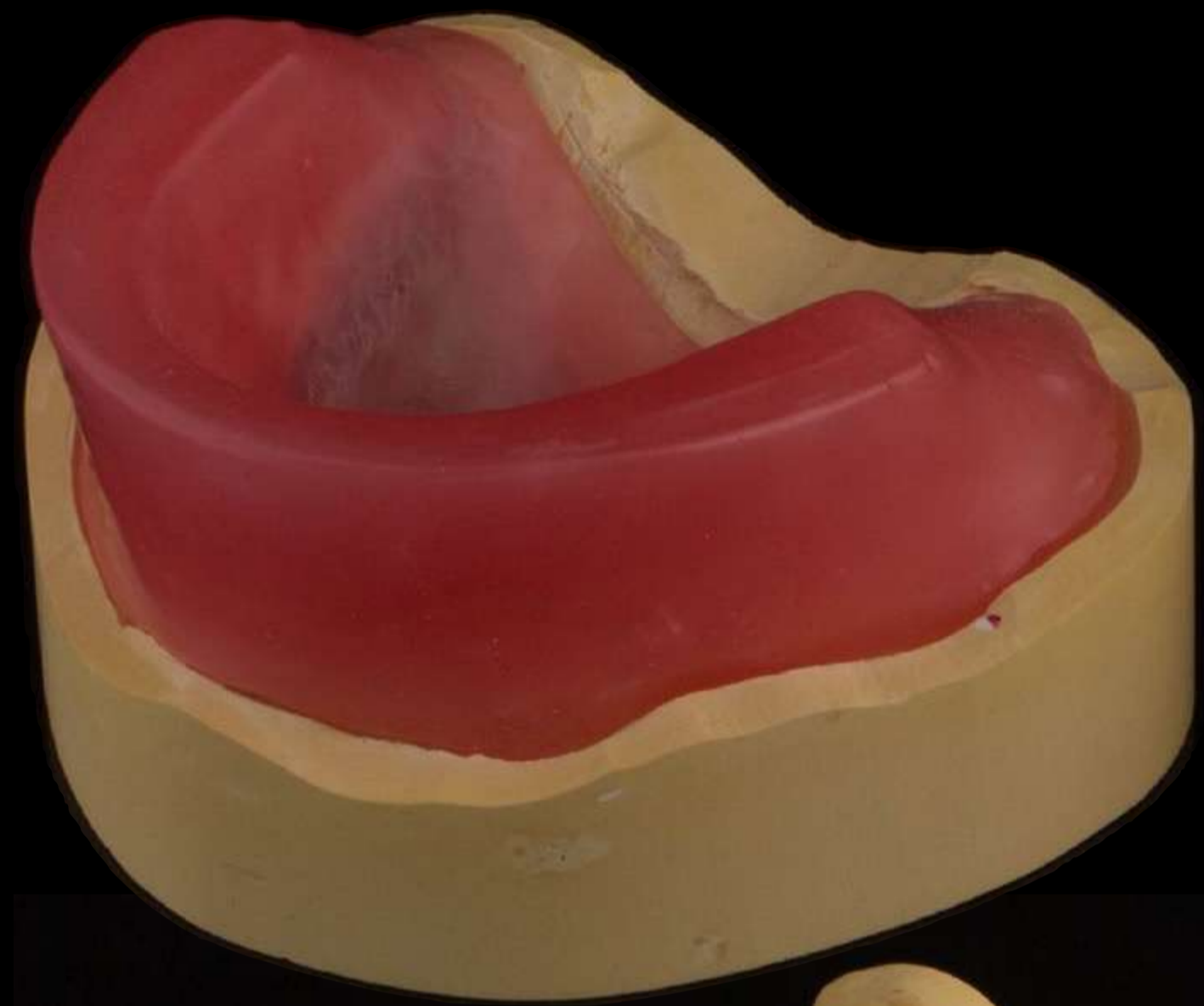


Prof Fraser McCord

MSc Prosthodontics 1999

“Finlay - you need more training
and practice”







1. Lip Support

2. Incisal plane

3. Occlusal plane

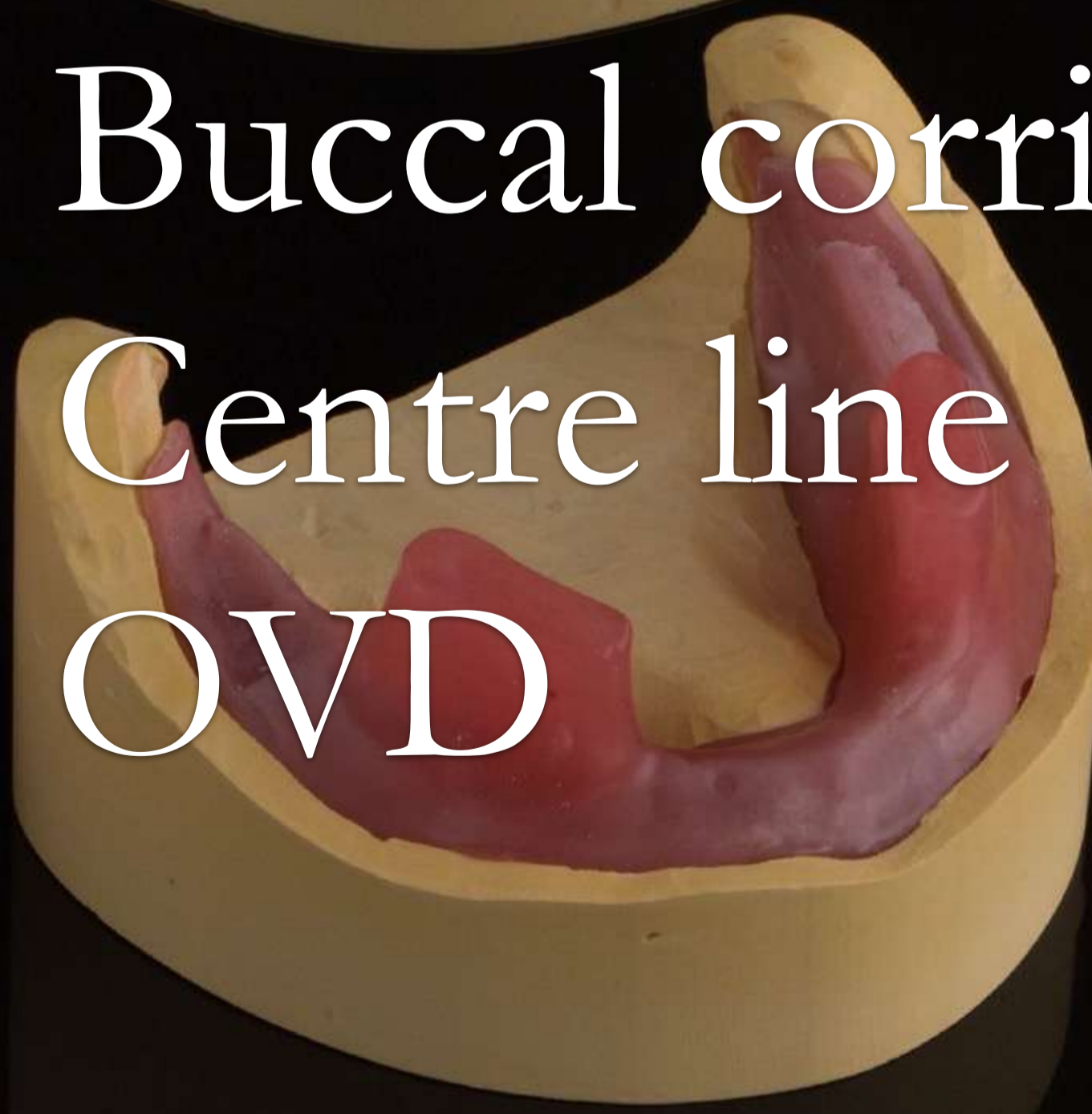
4. Buccal corridors

5. Centre line

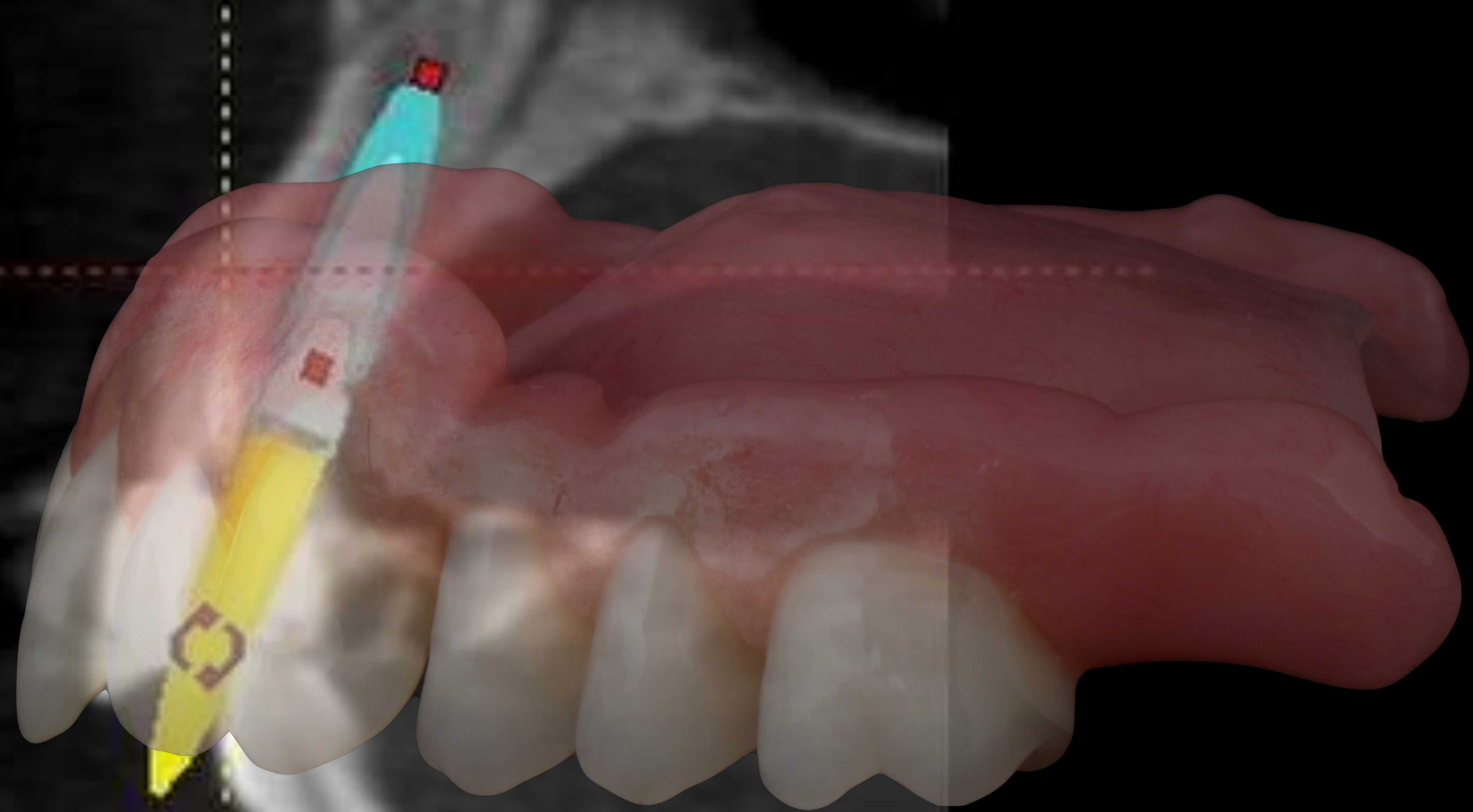
6. OVD

The image shows a dental model of a maxillary arch. The occlusal plane is highlighted in red, and the incisal plane is highlighted in a darker red. The model is shown from a perspective that allows for the identification of these planes and other features like lip support and buccal corridors.

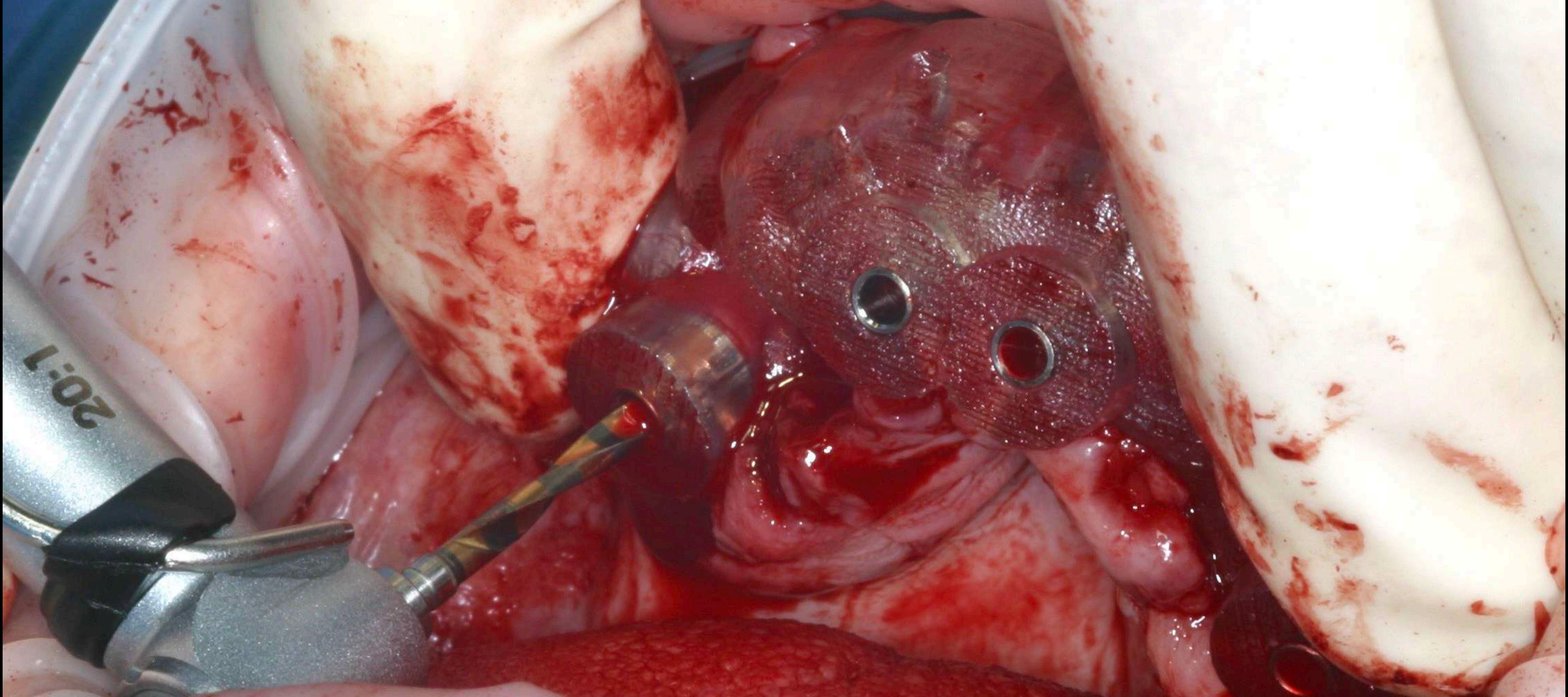
1. Lip Support
2. Incisal plane
3. Occlusal plane
4. Buccal corridors
5. Centre line
6. OVD

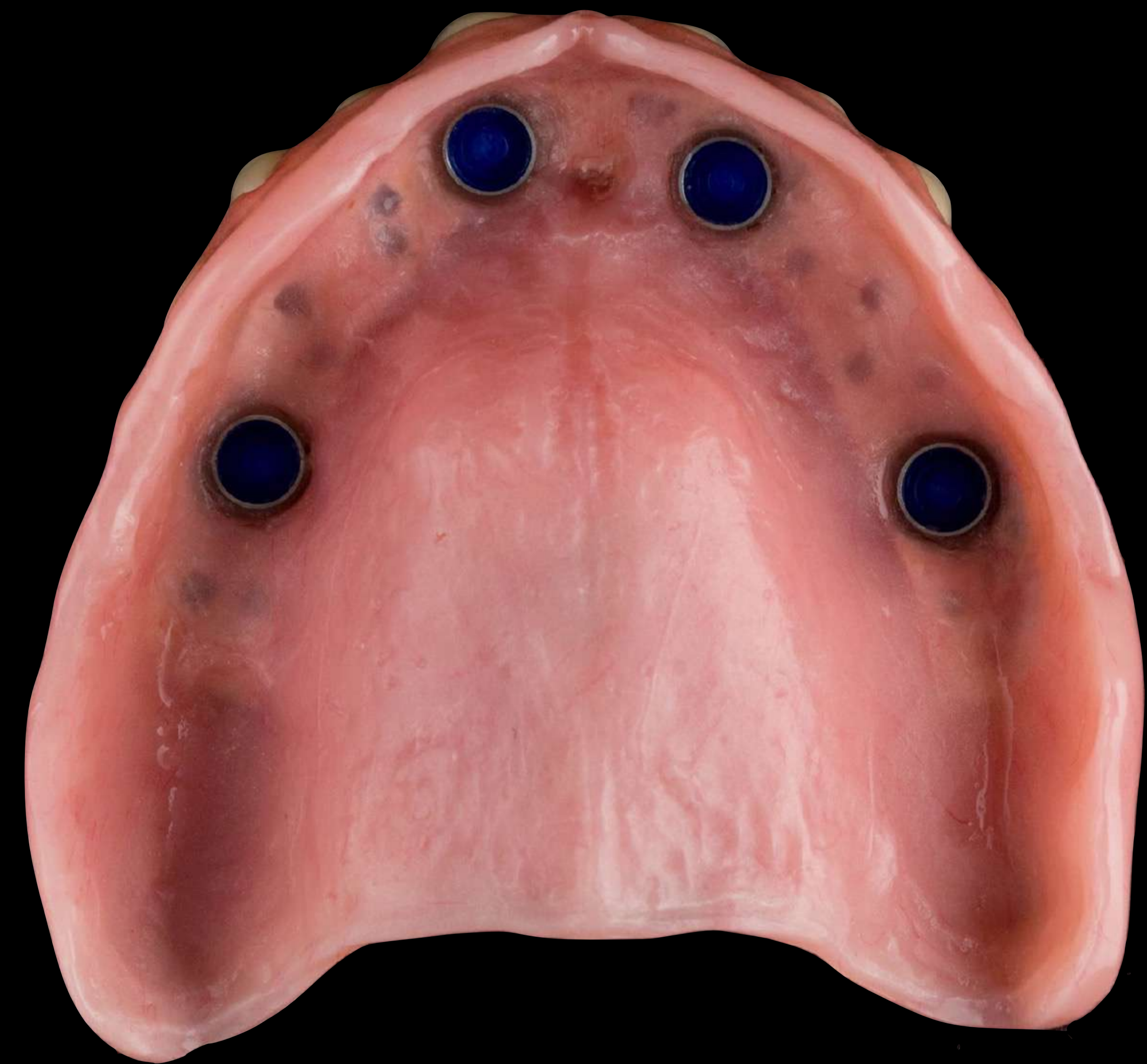









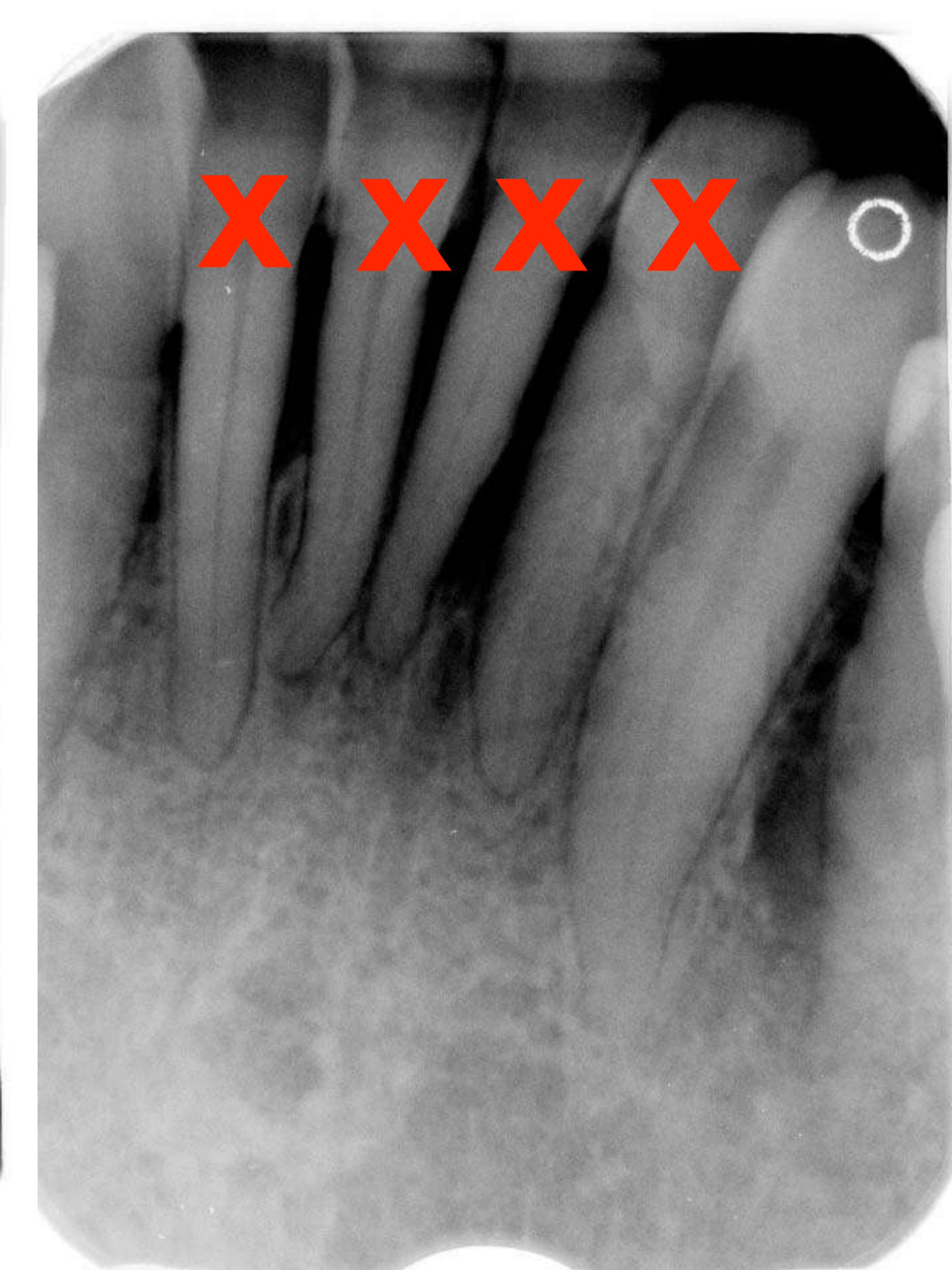





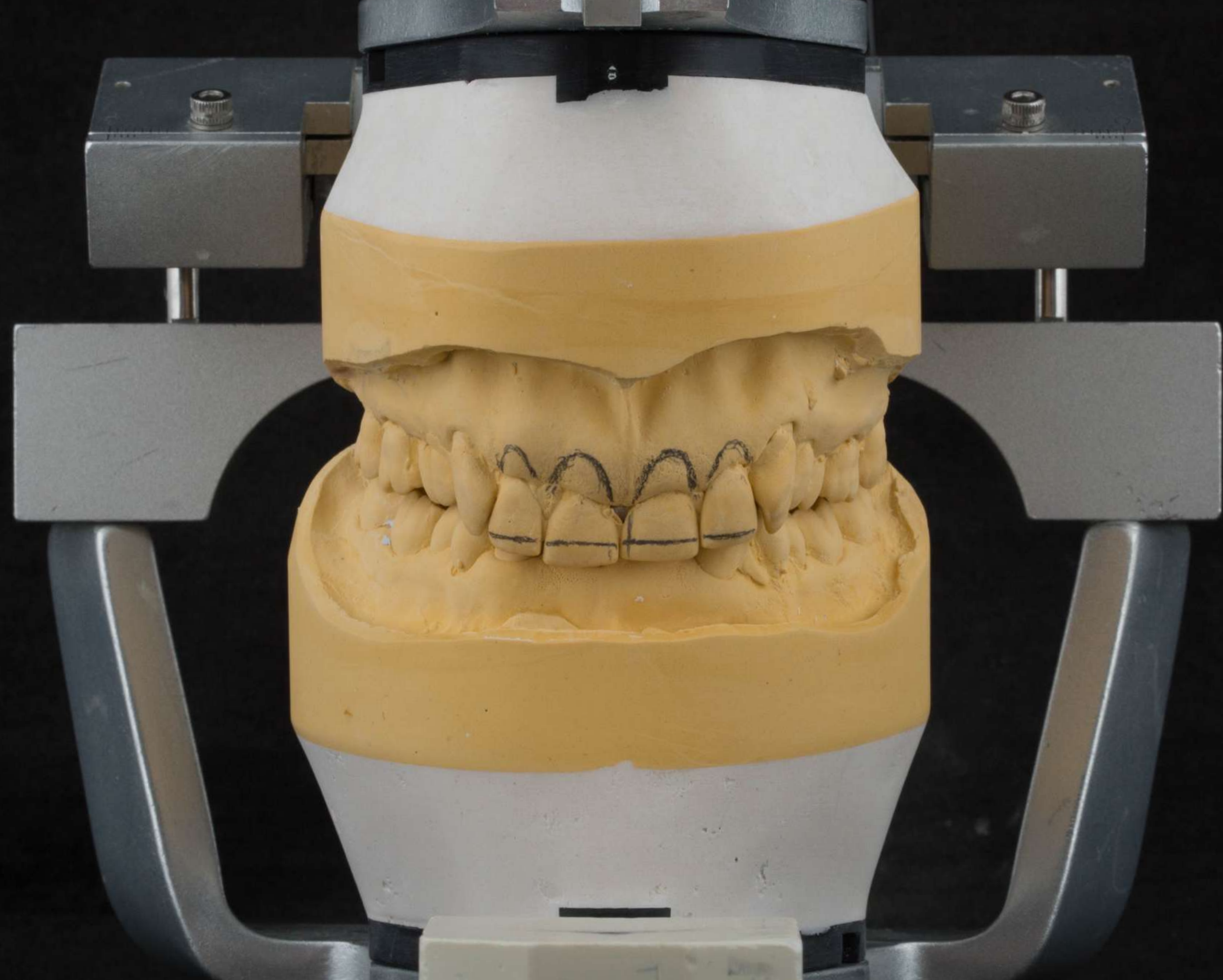


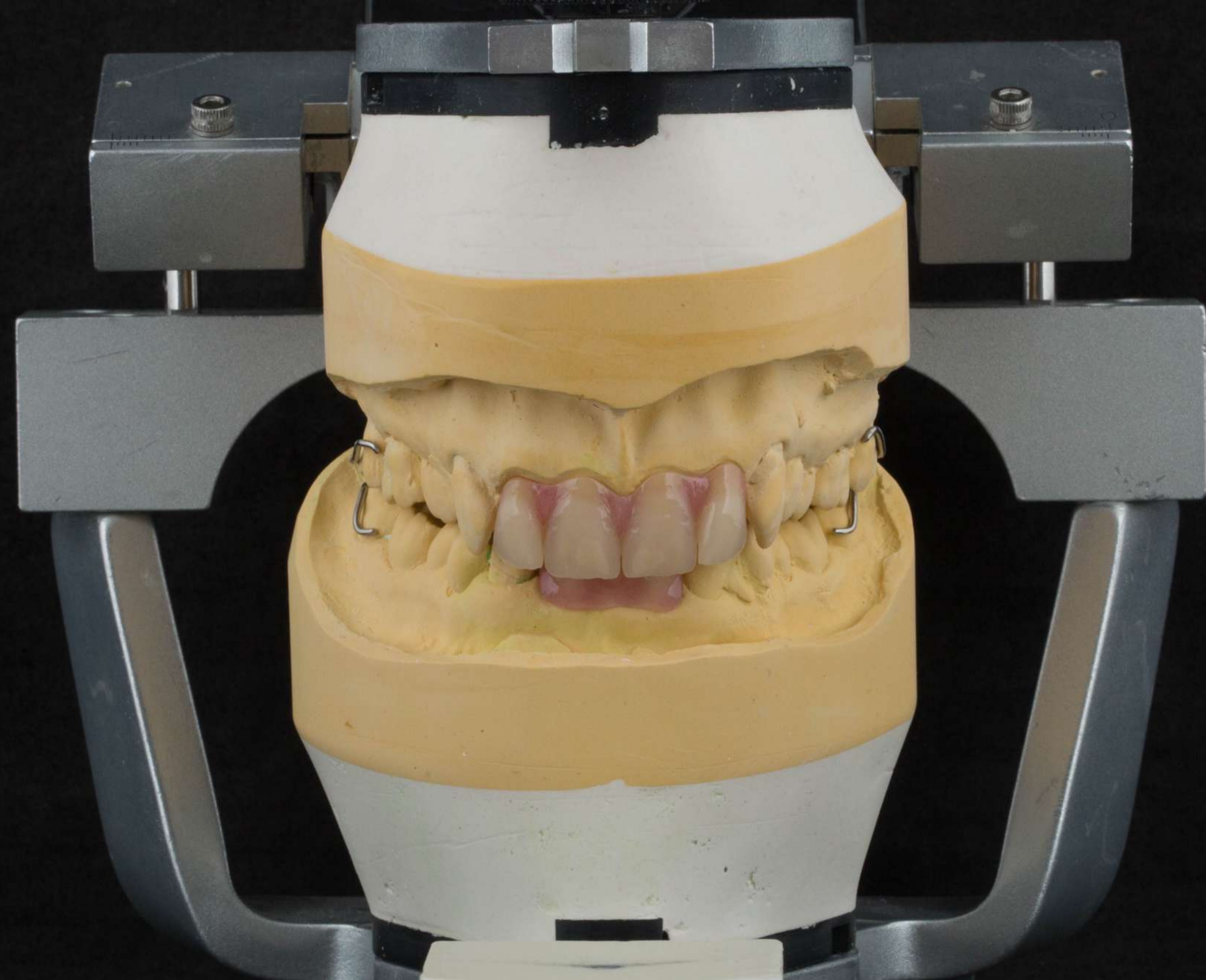




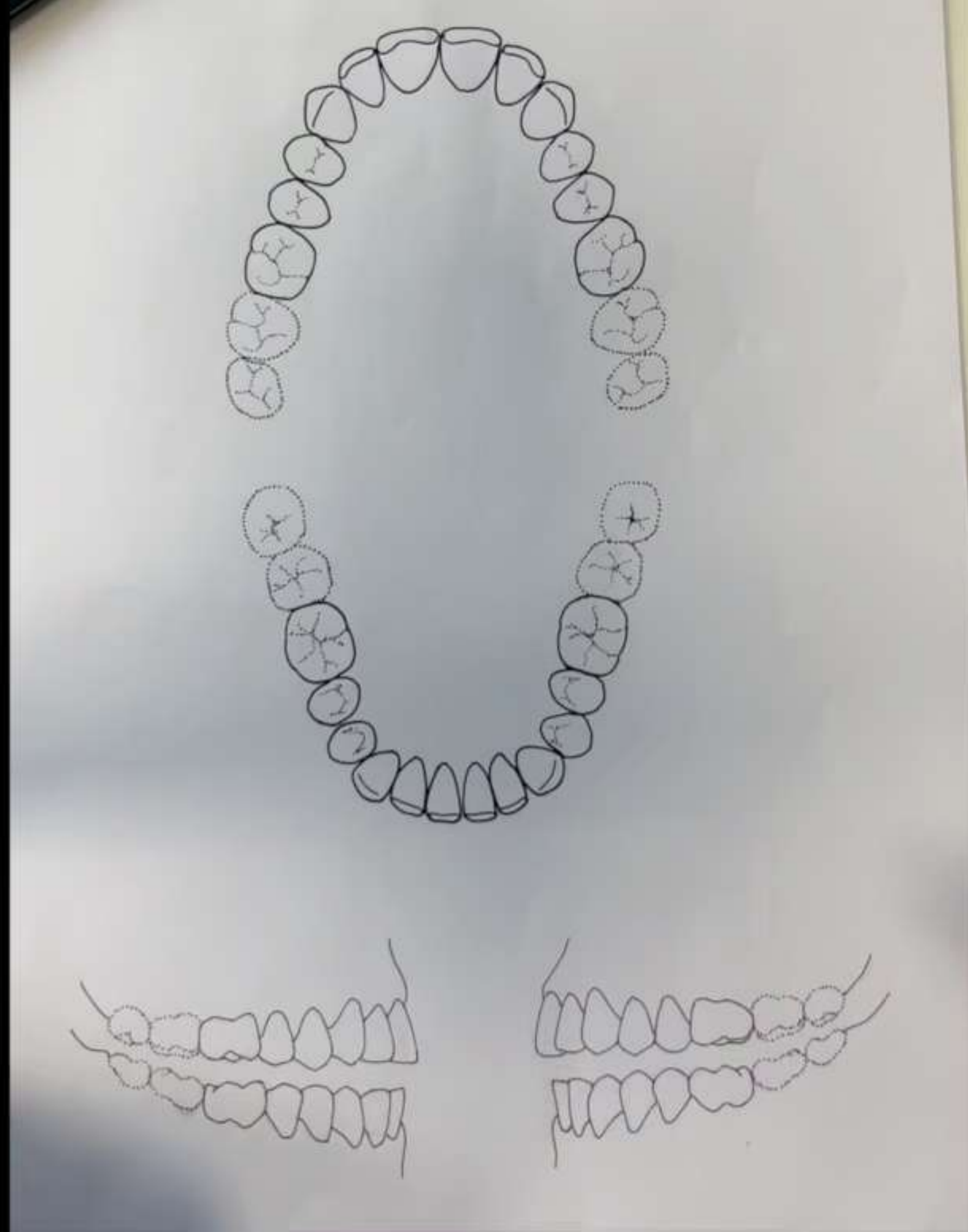








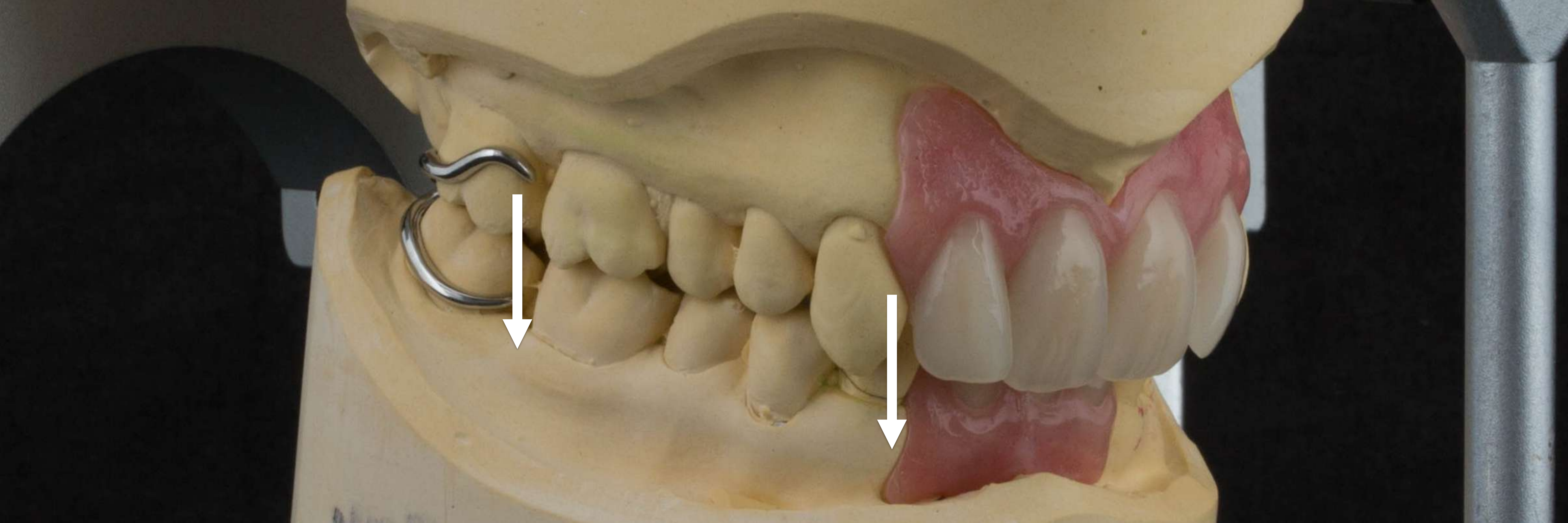



























Eileen





1975






1975



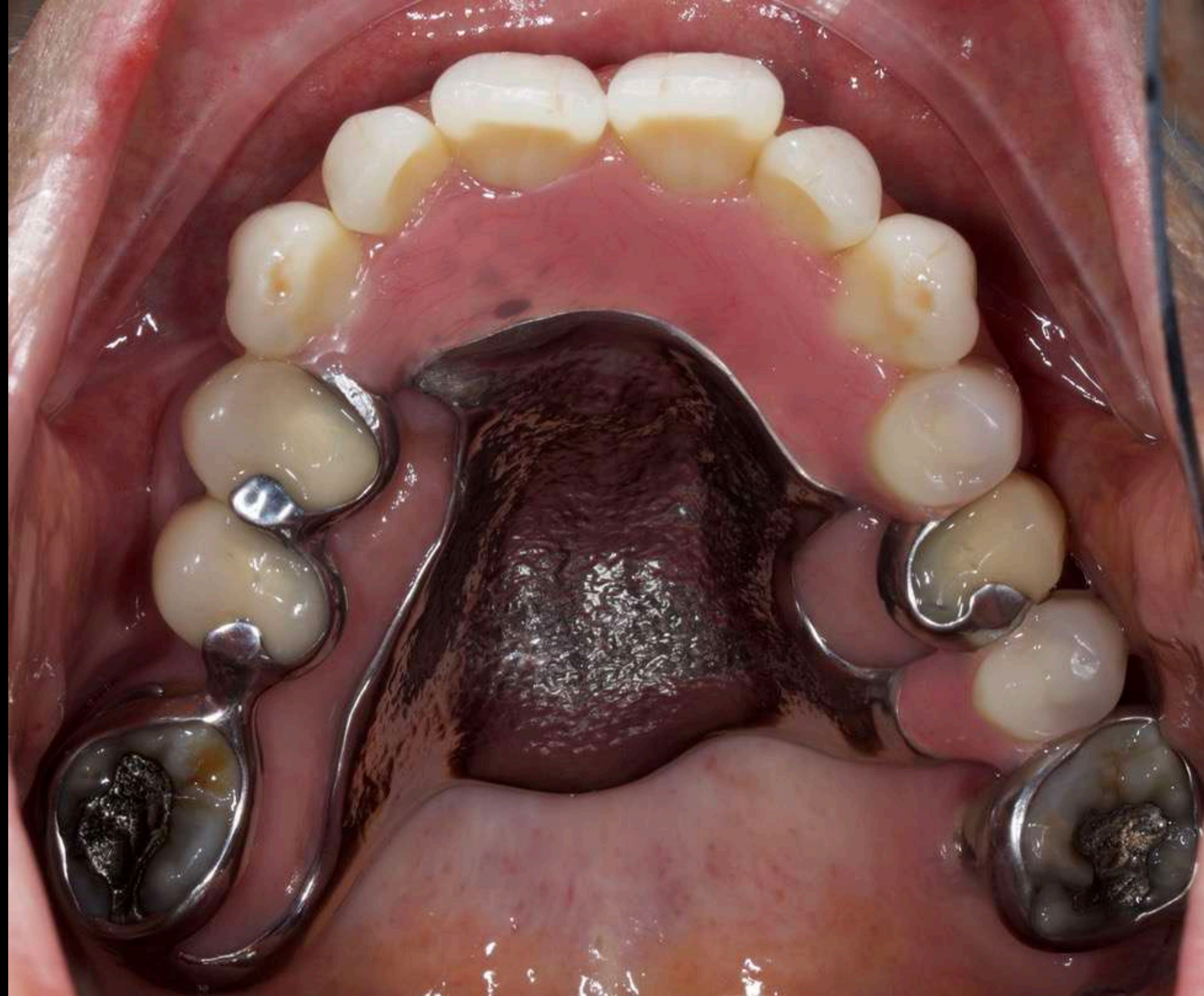
























5.5 - 12.5mm



5.5 - 12.5mm





Valena

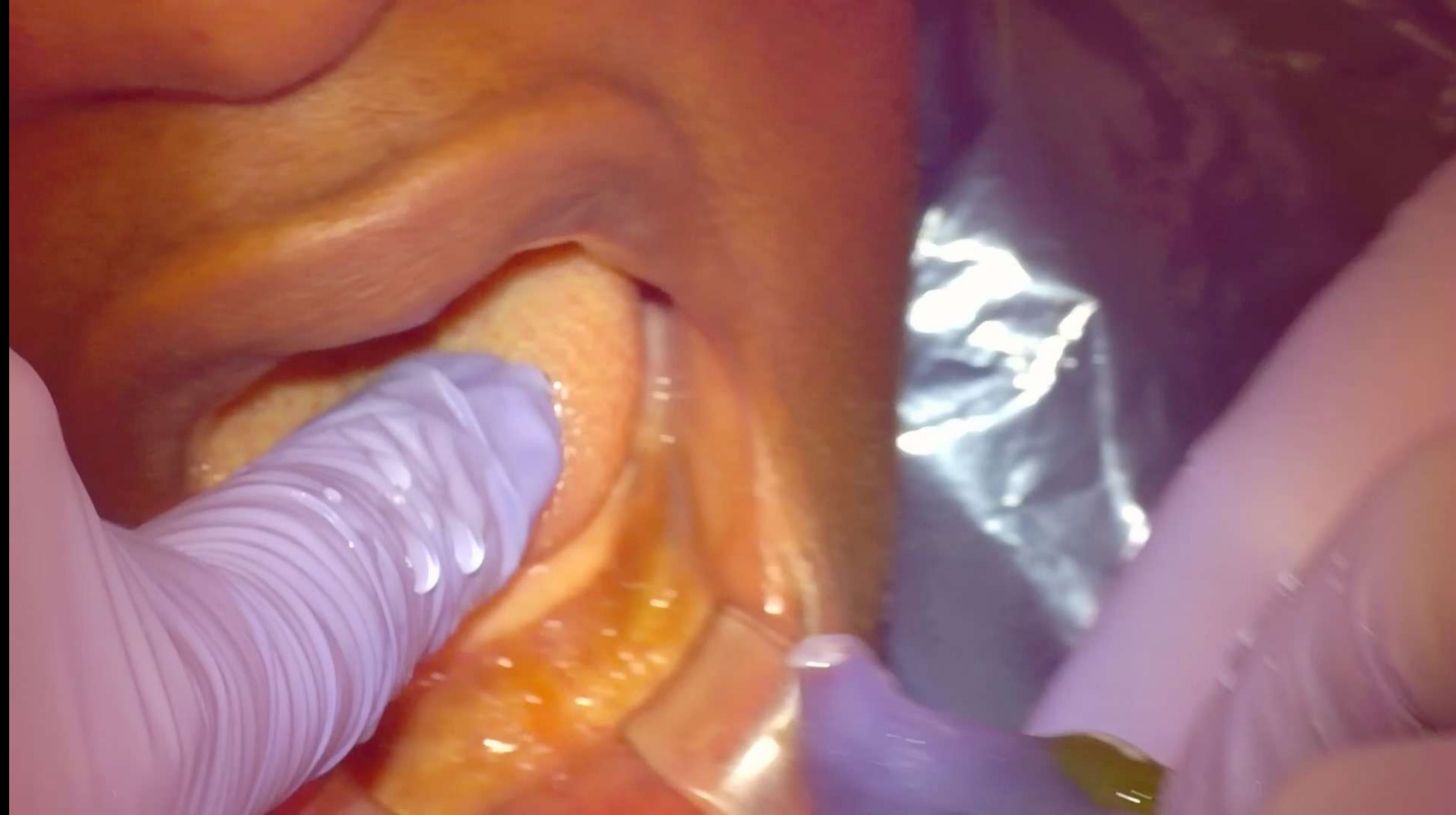



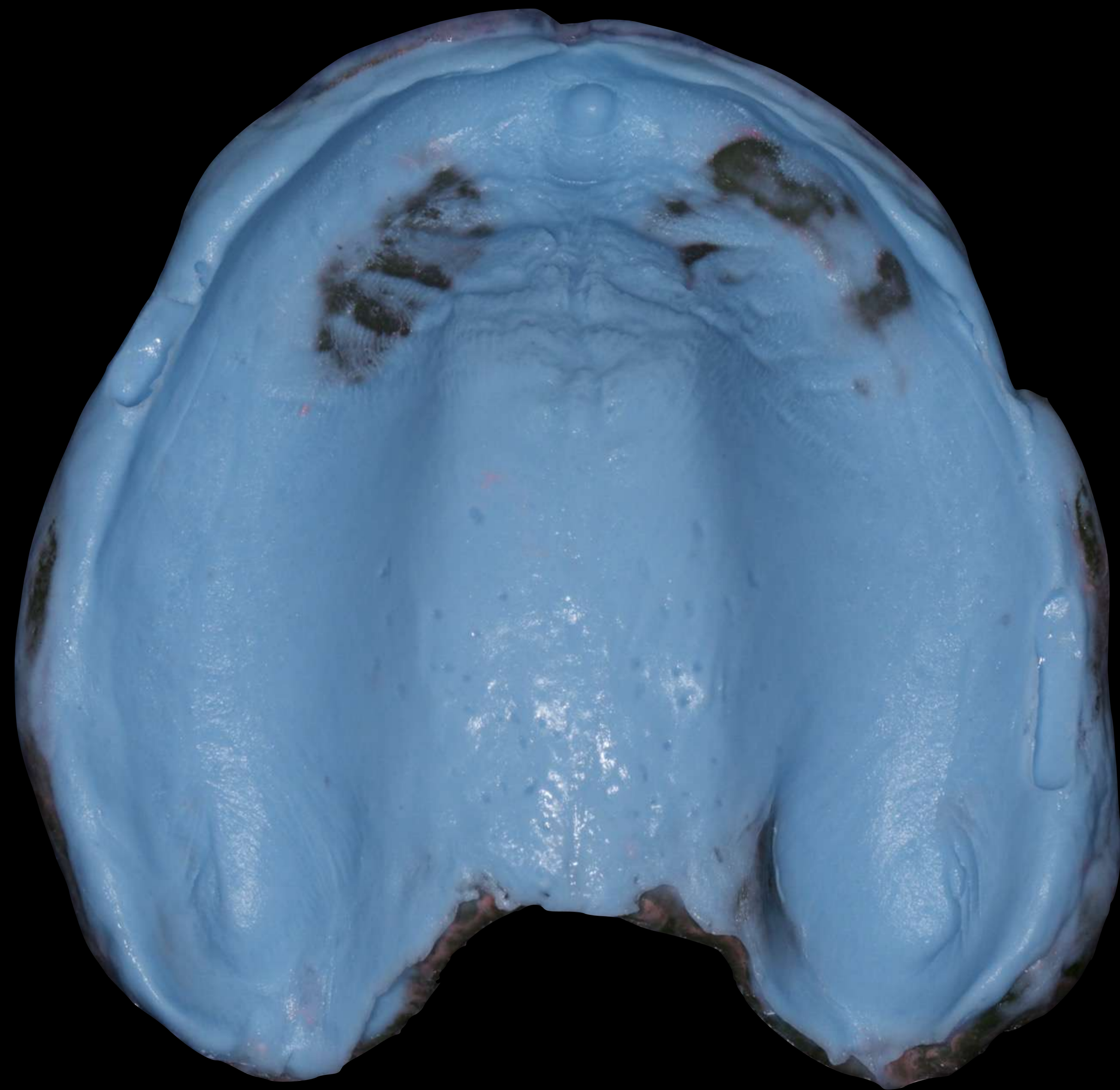


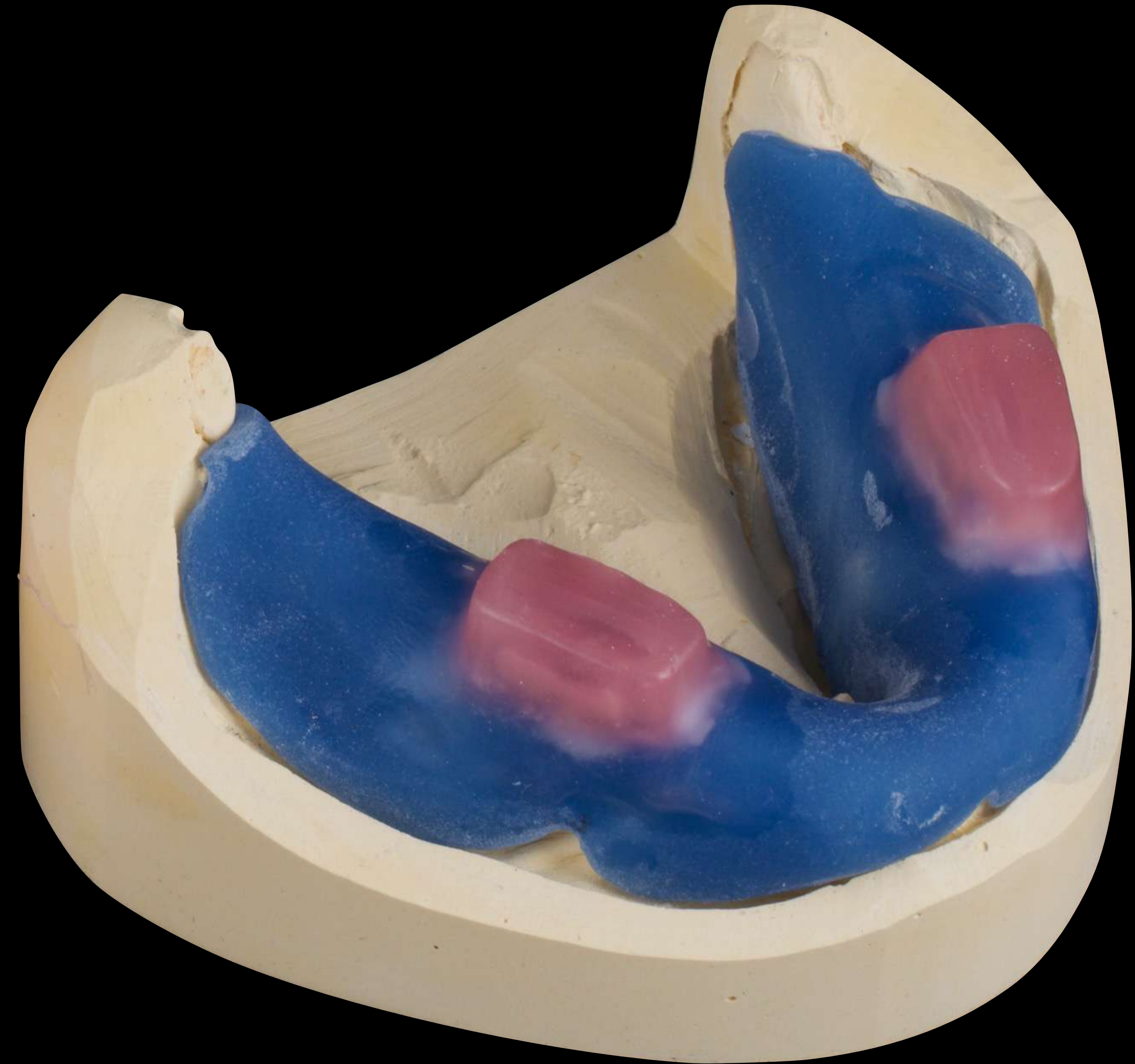






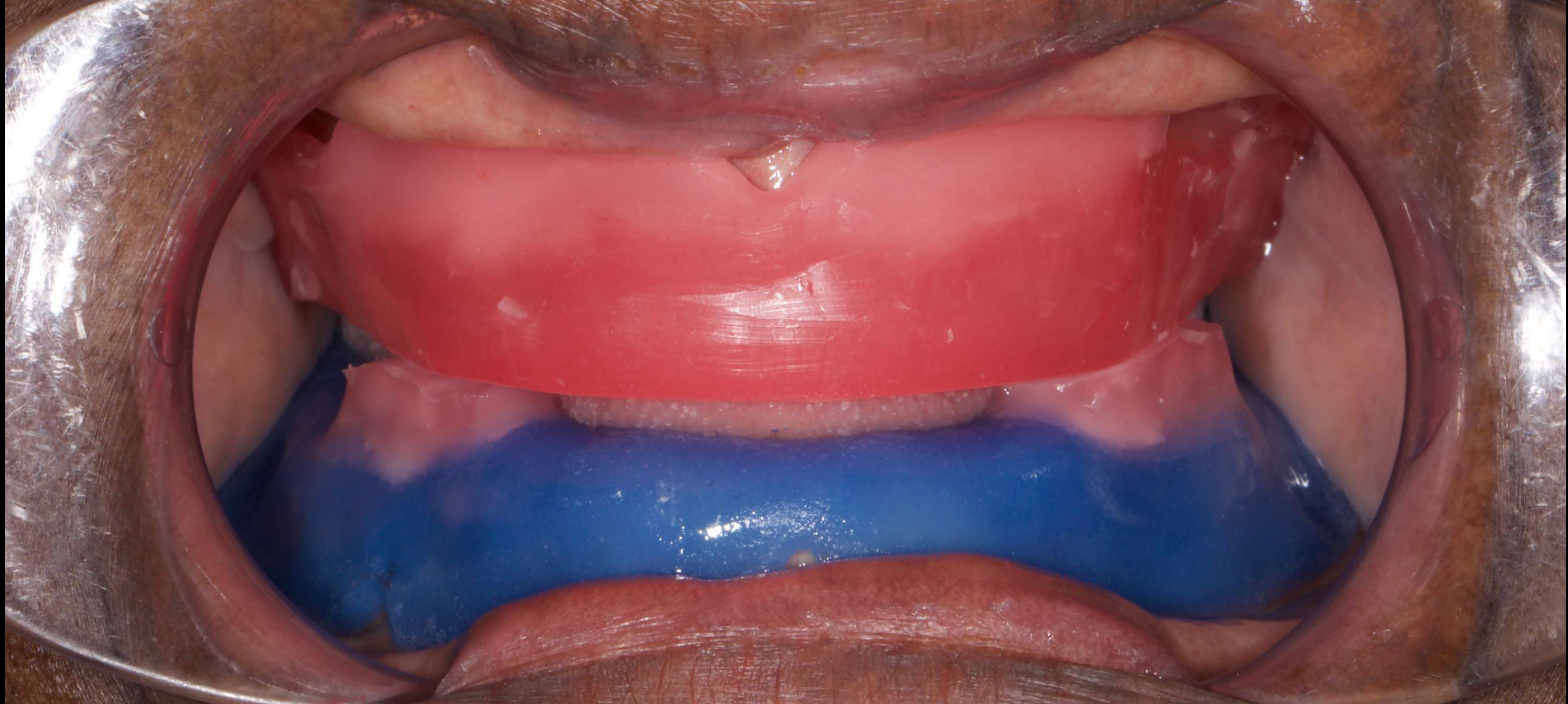














1. Lip Support
2. Incisal plane
3. Occlusal plane
4. Buccal corridors
5. Centre line
6. OVD


1. Lip Support



1. Lip Support



1. Lip Support



2. Incisal plane



2. Incisal plane



2. Incisal plane





2. Incisal plane



2. Incisal plane




2. Incisal plane





3. Occlusal plane




3. Occlusal plane

4 & 5 Buccal corridors
and centre line



6. Occlusal Vertical Dimension






Tooth selection



Tooth selection

enigmalife⁺
Inspired by nature, designed for living



Mould Chart

schottlander

enigmalife⁺ Inspired by nature, designed for living

enigmalle⁺ denture teeth are truly inspired by nature. Our guide in their design was the beauty, detail and proportions that nature builds into our teeth and we sought to reproduce its miracle. Never before in a range of denture teeth has so much attention been paid to its natural beauty.

Not only do enigmalle⁺ look and feel like your patients' own teeth, they help them to regain their appearance and function. Compare them to any denture teeth that you have used before, and you will see why they set the new standard. enigmalle⁺ are the teeth of choice when you are seeking to provide the very best dentures for your patients.

enigmalle⁺ unique characteristics

Perfect facial symmetry through teeth matching on left & right.



enigmalle⁺ inspiration anteriors are based on exhaustive studies of natural dentition. Their design includes:

- Natural anatomical shapes and carefully crafted marginal ridges provide a remarkable true to nature three dimensional appearance.
- Internal layering reproduces the complexity of a natural tooth and provides incredible vitality.
- A beautiful smile is symmetrical around the centre line of the face. enigmalle⁺ teeth are exact mirror images on each side of the mouth.
- Greater incisal translucency.
- Like natural teeth, enigmalle⁺ have a natural opalescent look and fluoresce under UV light, so appear vital even under different lighting conditions.
- Simulation of the perikymata on the labial surface provides natural reflectors.
- Laterals are lighter than centrals, Canines are darker mesially with greater translucency distally.
- The necks of natural teeth are darker and this is also subtly reproduced in enigmalle⁺ teeth.
- enigmalle⁺ inspiration anterior teeth have long contacts to reduce the gum visible of the cervical margins.

schottlander

enigmalle⁺ shade selection

The enigmalle⁺ shade system gives you a choice of sixteen A-D shades together with two bleach shades B.2 and B.3. Shade selection should be carried out with the patient either in daylight or defined lighting conditions (5500°K colour temperature). The enigmalle⁺ shade guide enables consistent and accurate shade taking because it is made from the same materials and uses the same lighting system as the enigmalle⁺ teeth themselves.

enigmalle⁺ shade selection

enigmalle⁺ shade guide

schottlander

enigmalle⁺ inspiration Upper Anteriors

enigmalle⁺ inspiration combination table

Upper Anteriors	Lower Anteriors	P Posteriors	S Posteriors
IR4	LSA.6	P5.P5	S4
IR6	LSA.8	P4.P5	S4
IR8	LSA.10	P4.P6	S4
IR10	LSA.12	P6	S4
IR4	LSA.6	P5.P5	S4
IR6	LSA.8	P5	S6
IR8	LSA.10	P4.P5	S4
IR10	LSA.12	P4.P5	S4
IR4	LSA.6	P4.P5	S6
IR6	LSA.8	P4.P5	S6
IR8	LSA.10	P4.P5	S6
IR10	LSA.12	P4.P5	S6

enigmalle⁺ character combination table

Upper Anteriors	Lower Anteriors	P Posteriors	S Posteriors
D36	LSA.6	P5.P5	S4
D56	LSA.7	P5.P5	S4
D76	LSA.7	P5.P5	S6
D77	LSA.8	P4.P5	S6
D88	L7	P4.P5	S6
D99	L7.6	P4.P5	S6
K22	L3A.4	P5.P5	S4
K48	L4.5	P5.P5	S6
K25	L3.8	P4.P5	S6
K27	L4	P4	S6
K46	L3A.4	P5.P5	S4
S11	L3A.5	P5.P5	S4
S12	LSA.6	P5.P5	S4
S13	L4.5	P5.P5	S4
S4	LSA.7	P5	S6
S5	LSA.9	P4	S6
S6	LSA.10	P6	S6
S66	LSA.6	P2.P5	S6

Some advantages of enigmalle⁺ teeth are:

- Aesthetics never before achieved in a denture tooth.
- Natural appearance and fluorescence.
- Laterals, canines and centrals are all true to nature.
- Advanced occlusal concept to improve stability and comfort.
- Can be set up to almost any occlusal arrangement.
- High strength and wear characteristics.
- Improved colour stability and plaque resistance.
- Strong bond to the denture base material.
- Eighteen beautiful shades including W, A-D and two new bleach shades B.2 and B.3.

schottlander

enigmalle⁺ character

enigmalle⁺ character Upper Anteriors

enigmalle⁺ character Upper Anteriors

enigmalle⁺ character

The enigmalle⁺ character range of anterior teeth are chosen from shades that have proven themselves over time as natural resources with both denture wearers and the dental team. We have designed them incorporating the aesthetic advances of the whole enigmalle⁺ range. The incisal edges of both centrals and laterals have greater translucency with a blue white appearance and with natural variations in both upper and lower teeth. Some models in the range have longer darker necks, perfectly reflecting the relationship between occlusal incl and crown.

schottlander

enigmalle⁺ character

enigmalle⁺ character Upper Anteriors

enigmalle⁺ Lower Anteriors

schottlander

enigmalle⁺ S Posteriors**

enigmalle⁺ P Posteriors

enigmalle⁺ S posteriors have been created by the world leading orthodontologist, Professor Rudolph Scaevic. They reproduce the form and function of natural teeth. The 30° cuspal inclination of the upper first molar accords with his detailed research on the natural dentition. The palatal slanting cusps of the upper have precise natural relationships with the corresponding facial and marginal ridges of the lowers. This relationship enables the dentures to have maximum stability when the patient bites together and improves patient comfort.

enigmalle⁺ P posteriors have been designed for dentures where increased tongue space is required. Upper teeth have a cusp angle of 27° but lowers are flatter to aid mastication and allow for best settling up, whether in balanced or unbalanced occlusion, this range offers a good choice.

schottlander

Schottlander Support & Training Courses

Dentistry is becoming more technically demanding as materials and techniques become more sophisticated, enabling improvements in patient care. At Schottlander we believe in continuing education and training as well as in providing technical support to our customers. Schottlander runs courses of our purpose built Training Centre in Hertfordshire and throughout the UK, as well as worldwide through our distributor network.

All Schottlander courses are listed on www.schottlander.com or alternatively please contact the Schottlander Education & Events Coordinator on email courses@schottlander.co.uk or Freephone 0800 97 000 79.

On our journey to achieve perfection we are indebted to so many clinicians and technicians who have helped us with their comments and advice.

Special thanks go to:

Mr Andrew Barrs, Dr John Bedford, Dr Linda Baker, Mrs Ruth Bourke, Mr David Brooker, Mr Ashley Byrne, Mr Roy Dixon, Mr Chris Egan, Professor Mike Farson, Mr Bowen Goring, Mr Brendan Hurton, Mr Ian Johnson, Dr Andrew Jurek, Mr Chris Lyons, Dr Dennis Hancock, Mr Andrew Mayer, Mr Andy Miles, Professor Frank Mueller, Mr Stefan Reininger, Mr Georg Reisch, Professor Martin Schimmel, Professor Rudolph Scaevic, Mr Christian Simek, Mr David Smith, Mr Stuart Smith, Dr Charlotte Street, Dr Finlay Sutton, Dr Phil Taylor, Mr Dave Turner, Mr Richard Tyrell, Mr Richard Wainwright, Mr John Webster and Mr Mark White.

enigmalle⁺ is a registered trademark of Davis Schottlander & Davis Ltd, England.

schottlander

CE MD schottlander

schottlander

Tooth selection

enigmalife⁺
Inspired by nature, designed for living



Mould Chart

schottlander

enigmalife⁺ Inspired by nature, designed for living

enigmalle⁺ denture teeth are fully inspired by nature. Our guide in their design was the beauty, detail and proportions that nature builds into our teeth and we sought to reproduce its miracle. Never before in a range of denture teeth has so much attention been paid to its natural beauty.

Not only do **enigmalle⁺** look and feel like your patients' own teeth, they help them to regain their appearance and function. Compare them to any denture teeth that you have used before, and you will see why they set the new standard. **enigmalle⁺** are the teeth of choice when you are seeking to provide the very best dentures for your patients.

enigmalle⁺ unique characteristics

Perfect facial symmetry through teeth matching on left & right.



- Subtle denture necks like natural teeth
- Internal layering of natural teeth
- Black/white appearance and fluorescence (Greater incisal translucency)
- Surface characterisation provides natural reflections
- Canines appear mesially, more translucent distally

enigmalle⁺ inspiration anteriors are based on exhaustive studies of natural dentition. Their design includes:

- Natural anatomical shapes and carefully crafted marginal ridges provide a remarkable true to nature three dimensional appearance.
- Internal layering reproduces the complexity of a natural tooth and provides incredible vitality.
- A beautiful smile is symmetrical around the centre line of the face. **enigmalle⁺** teeth are exact mirror images on each side of the mouth.
- Greater incisal translucency.
- Like natural teeth, **enigmalle⁺** have a natural opalescent look and fluoresce under UV light, so appear vital even under different lighting conditions.
- Simulation of the perikymata on the labial surface provides natural reflections.
- Laterals are lighter than centrals, Canines are darker mesially with greater translucency distally.
- The necks of natural teeth are darker and this is also subtly reproduced in **enigmalle⁺** teeth.
- enigmalle⁺ inspiration** anterior teeth have long contacts to reduce the gum visible of the cervical margins.

sales@schottlander.co.uk
www.schottlander.com

enigmalle⁺

enigmalle⁺ inspiration⁺ Upper Anteriors

IS **enigmalle⁺ inspiration⁺ Upper Anteriors**

enigmalle⁺ shade selection

The **enigmalle⁺** shade system gives you a choice of sixteen A-D shades together with two bleach shades B2 and B3. Shade selection should be carried out with the patient either in daylight or defined lighting conditions (5500°K colour temperature). The **enigmalle⁺** shade guide enables consistent and accurate shade taking because it is made from the same materials and uses the same lighting system as the **enigmalle⁺** teeth themselves.

- 16 Shades A-D
- 2 Bleach shades B2 & B3



tel: +44(0)1462 480440
fax: +44(0)1462 482802

enigmalle⁺

enigmalle⁺ inspiration⁺ Upper Anteriors

IR **enigmalle⁺ inspiration⁺ combination table**

Upper Anteriors	Lower Anteriors	P. Posteriors	S. Posteriors
#4	L5A.6	P5.P5	S4
#6	L5B.8	P4.P5	S4
#8	L4A.0	P4.P6	S4
#10	L0A.9	P6	S4
#4	L5A.6	P5.P5	S4
#6	L5B.8	P5	S6
#8	L4A.0	P4.P5	S4
#14	L4A.7	P5.P5	S4
#16	L3B.8	P4.P5	S6

enigmalle⁺ character combination table

Upper Anteriors	Lower Anteriors	P. Posteriors	S. Posteriors
D36	L5A.6	P5.P5	S4
D56	L4A.7	P5.P5	S4
D76	L4A.7	P5.P5	S6
D77	L3B.8	P4.P5	S6
D88	L2	P4.P5	S6
D99	L3B.8	P4.P5	S6
K22	L3A.4	P5.P5	S4
K48	L4A.5	P5.P5	S6
K25	L3B.8	P4.P5	S6
K27	L4	P4	S6
K46	L3A.4	P5.P5	S4
S1	L3A.5	P5.P5	S4
S2	L5A.6	P5.P5	S4
S3	L4A.5	P5.P5	S4
S4	L4A.7	P5	S6
S5	L4A.9	P4	S6
S8	L4A.0	P6	S6
S6	L5A.6	P5.P5	S6

Some advantages of **enigmalle⁺** teeth are:

- Aesthetics never before achieved in a denture tooth.
- Natural appearance and fluorescence.
- Laterals, canines and centrals are all true to nature.
- Advanced occlusal concept to improve stability and comfort.
- Can be set up to almost any occlusal arrangement.
- High strength and wear characteristics.
- Improved colour stability and plaque resistance.
- Strong bond to the denture base material.
- Eighteen beautiful shades including 16 A-D and two new bleach shades B2 and B3.

schottlander

enigmalle⁺

enigmalle⁺ character Upper Anteriors

enigmalle⁺ character Upper Anteriors

enigmalle⁺ character

The **enigmalle⁺** character range of anterior teeth are chosen from shades that have proven themselves over time as natural favourites with both denture wearers and the clinical team. We have designed them incorporating the aesthetic advances of the whole **enigmalle⁺** range. The incisal edges of both centrals and laterals have greater translucency with a blue white appearance and with natural variations in both upper and lower teeth. Some models in the range have longer darker necks, perfectly reflecting the relationship between occlusal incl and crown.

sales@schottlander.co.uk

enigmalle⁺

enigmalle⁺ character Upper Anteriors

enigmalle⁺ Lower Anteriors

enigmalle⁺

enigmalle⁺ S Posteriors**

enigmalle⁺ P Posteriors

Schottlander Support & Training Courses

Dentistry is becoming more technically demanding as materials and techniques become more sophisticated, enabling improvements in patient care. At Schottlander we believe in continuing education and training as well as in providing technical support for our customers. Schottlander runs courses at our purpose built Training Centre in Hertfordshire and throughout the UK, as well as worldwide through our distributor network.

All Schottlander courses are listed on www.schottlander.com or alternatively please contact the Schottlander Education & Events Coordinator on email courses@schottlander.co.uk or Freephone 0800 97 000 79.



On our journey to achieve perfection we are indebted to so many clinicians and technicians who have helped us with their comments and advice.

Special thanks go to:

- Mr Andrew Barrs, Dr John Bedford, Dr Linda Baker, Mrs Ruth Bourke,
- Mr David Brooker, Mr Ashley Byrne, Mr Roy Dixon,
- Mr Chris Egan, Professor Mike Farson, Mr Rowan Goring,
- Mr Brendan Hurson, Mr Ian Jamieson, Dr Andrew Jarczyk,
- Mr Chris Lyons, Dr Dennis Hancock, Mr Andrew Mayer,
- Mr Andy Miles, Professor Franka Mueller, Mr Stefan Reininger,
- Mr Georg Reisch, Professor Martin Schimmel, Professor Rudolph Slavicek,
- Mr Christian Smeets, Mr David Smith, Mr Stuart Smith, Dr Charlotte Stewart,
- Dr Finlay Suttion, Dr Phil Taylor, Mr David Turner, Mr Richard Tynell,
- Mr Richard Wainwright, Mr John Webberly and Mr Mark White.

enigmalle⁺ is a registered trademark of Davis Schottlander & Davis Ltd, England.

Davis Schottlander & Davis Ltd
Pitt Avenue, Luton, Bedfordshire, LU1 3JH, UK
Tel: +44 (0)1582 480440 Fax: +44 (0)1582 482802
Freephone 0800 97 000 79 Faxline 0800 97 000 78
e-mail: sales@schottlander.co.uk enquiries@schottlander.co.uk
www.schottlander.com

Artistic teeth made in the European Union to comply with EN ISO 22112:2017

Provisional statement:
PDS - Aesthetics
Autiforme (patented) design

Do not
insert dust

CE MD schottlander



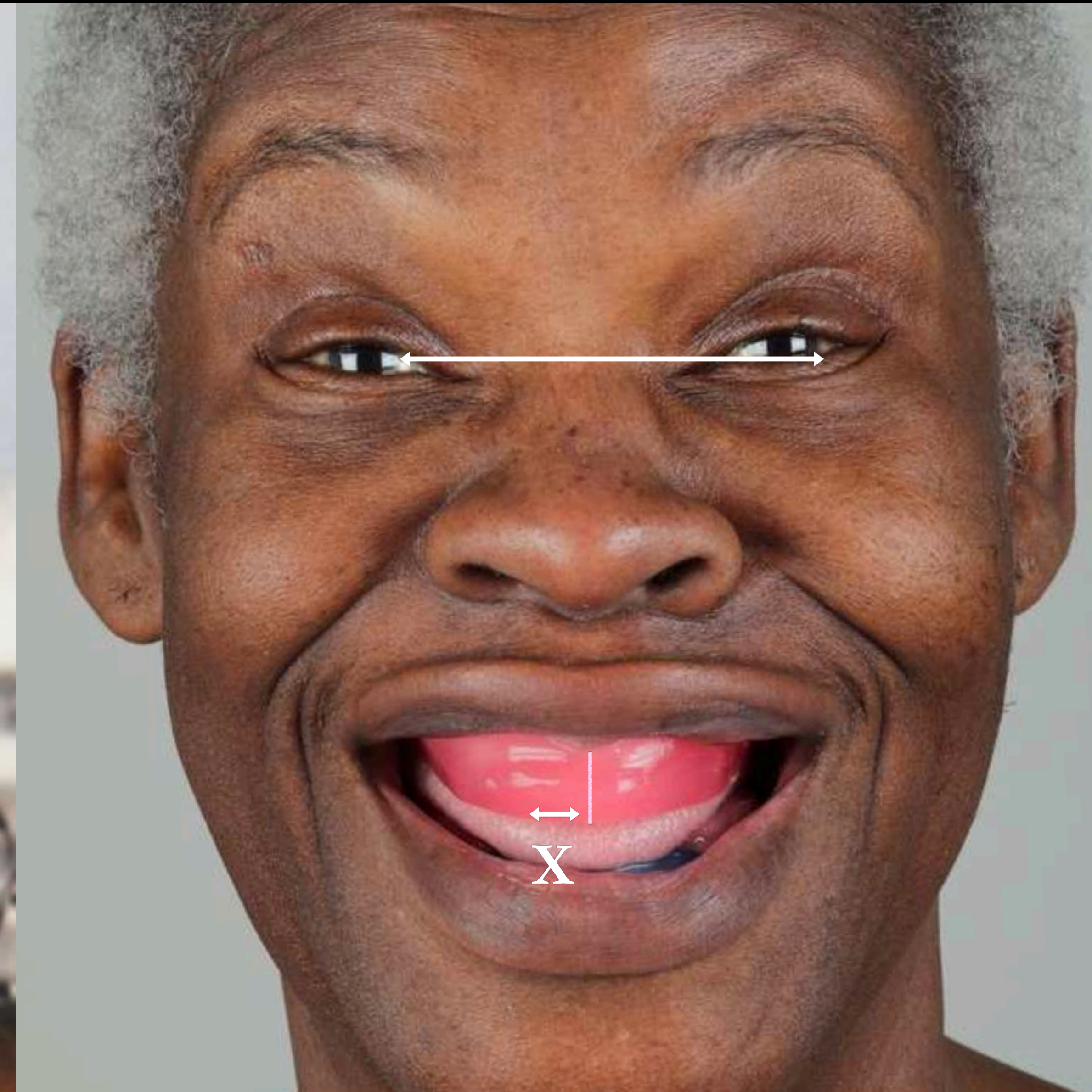

9.3



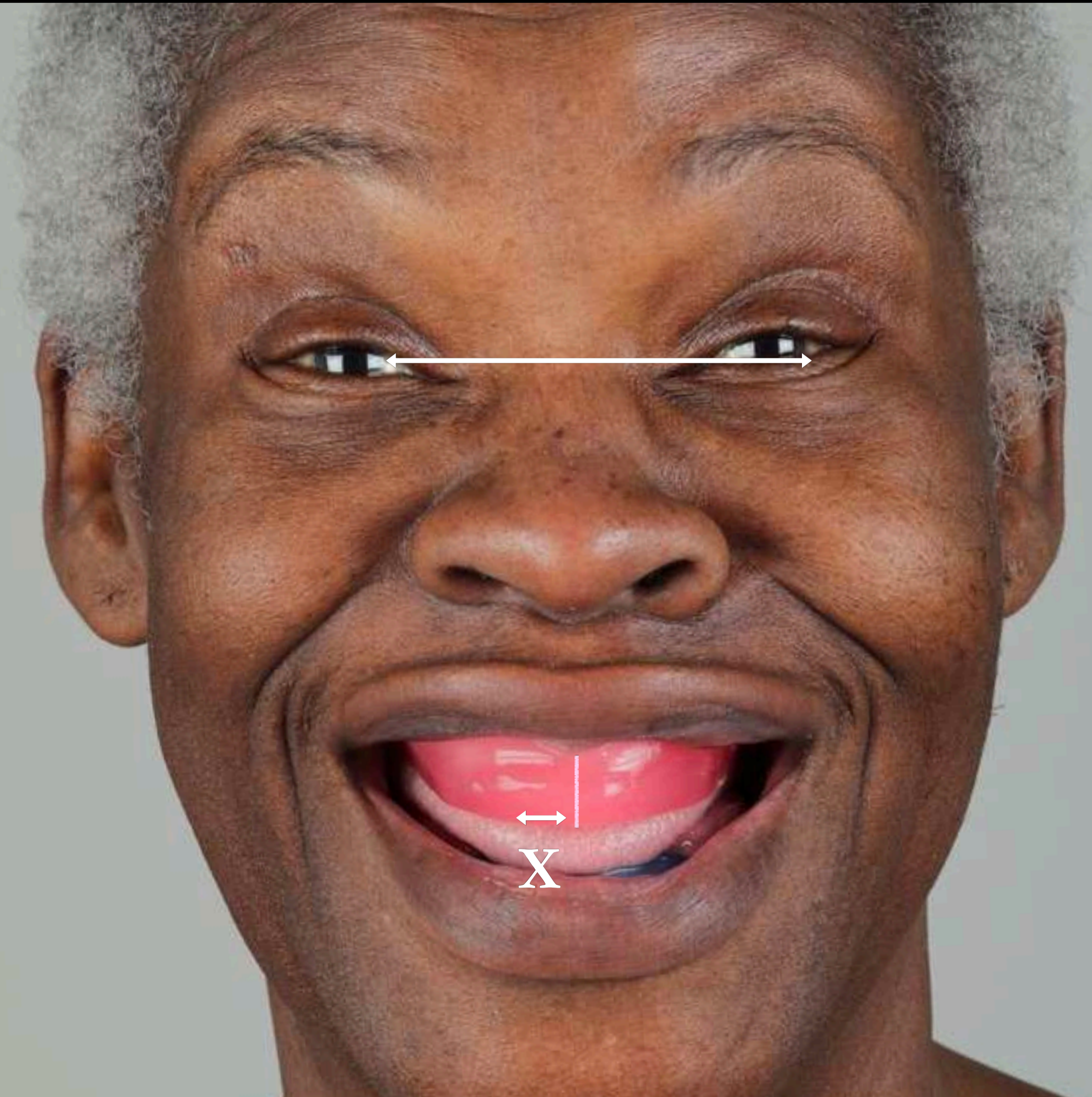
$\frac{\text{Photo width } 11 \times \text{True PD}}{\text{Photo PD}} = X$



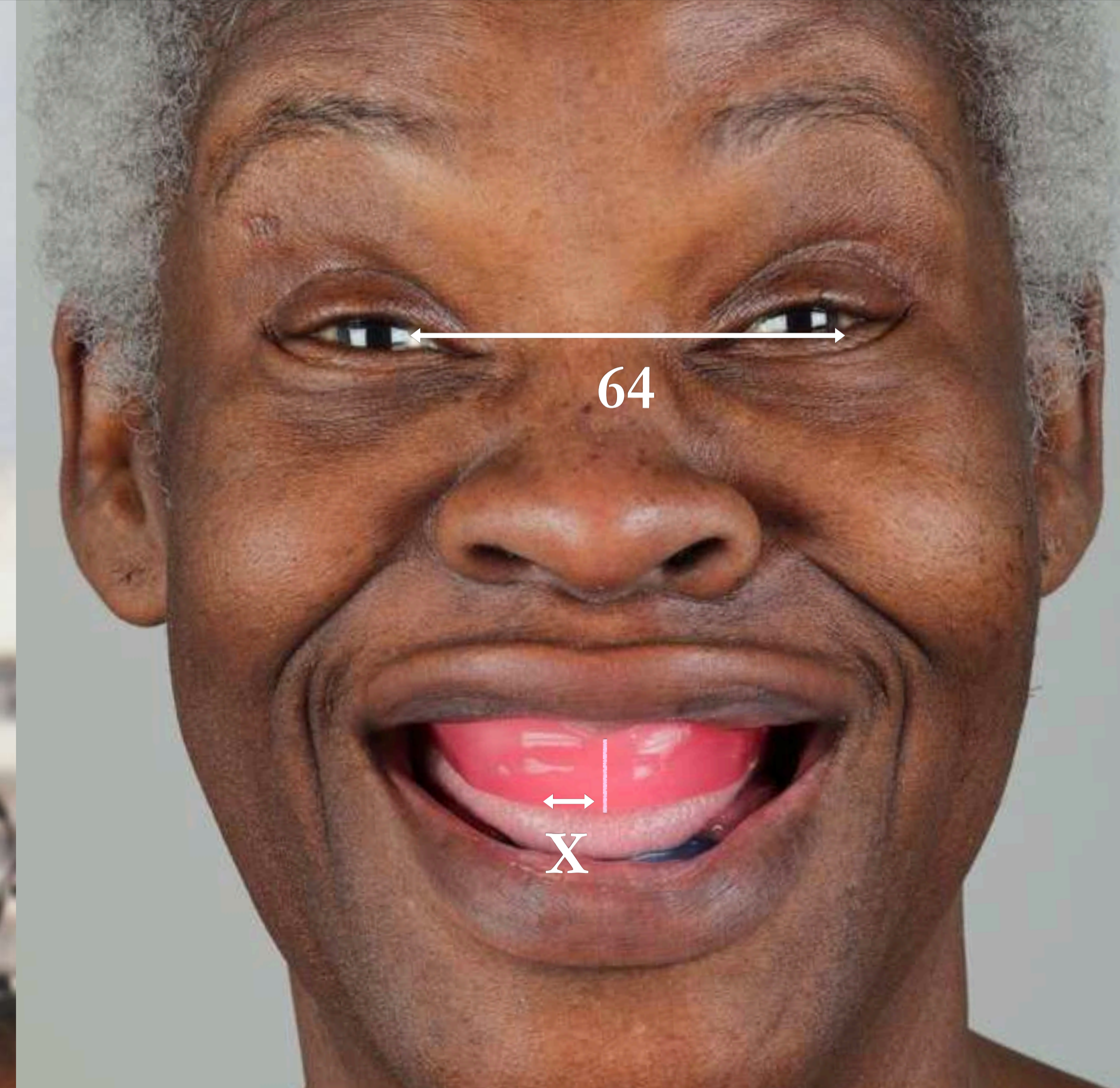

$$\frac{\text{Photo width } 11 \times \text{True PD}}{60} = X$$



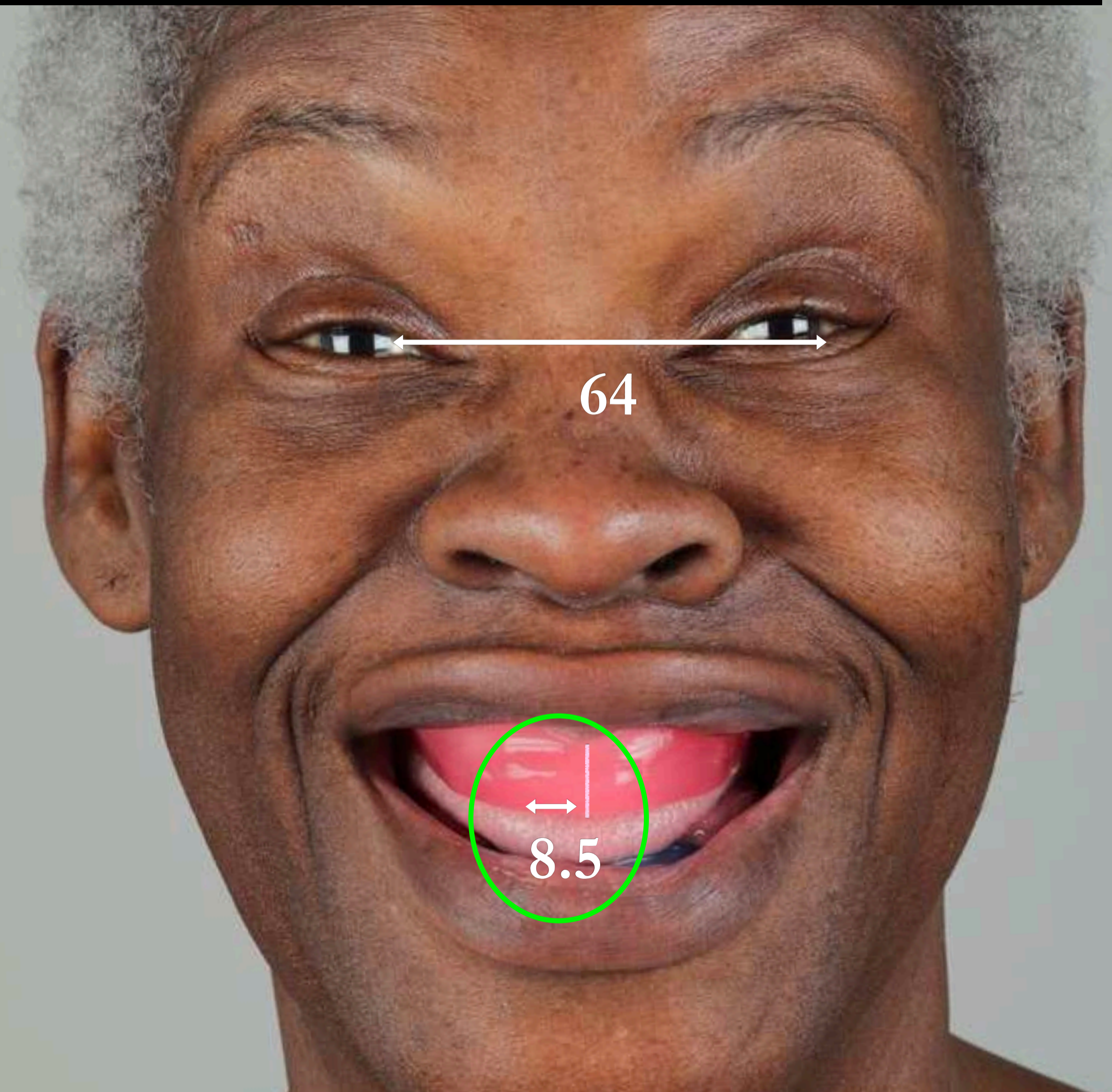

$$\frac{8 \times \text{True PD}}{60} = \text{True width UR1 (Xmm)}$$



$$\frac{8 \times 64}{60} = X$$



$$\frac{8 \times 64}{60} = 8.5 \text{ mm}$$



8.5 mm

enigmallife⁺
Inspired by nature, designed for living



Mould Chart

schottlander

enigmallife⁺

enigmallife⁺ character Upper Anteriors

enigmallife⁺ character Upper Anteriors

enigmallife⁺ character

The enigmallife⁺ character range of anterior teeth are chosen from shapes that have proven themselves over time as natural resources with both denture wearers and the dental team. We have designed them incorporating the aesthetic advances of the whole enigmallife⁺ range. The incisal edges of both centrals and laterals have greater translucency with a blue white appearance and with natural variations in both upper and lower teeth. Some models in the range have longer darker necks, perfectly reflecting the relationship between occlusal table and crown.

sales@schottlander.co.uk

enigmallife⁺ Inspired by nature, designed for living

enigmallife⁺ denture teeth are truly inspired by nature. Our guide in their design was the beauty, detail and proportions that nature builds into our teeth and we sought to reproduce its miracle. Never before in a range of denture teeth has so much attention been paid to its natural beauty.

Not only do enigmallife⁺ look and feel like your patients' own teeth, they help them to regain their appearance and function. Compare them to any denture teeth that you have used before, and you will see why they set the new standard. enigmallife⁺ are the teeth of choice when you are seeking to provide the very best dentures for your patients.

enigmallife⁺ unique characteristics

Perfect facial symmetry through teeth matching on left & right.



enigmallife⁺ inspiration anteriors are based on exhaustive studies of natural dentition. Their design includes:

- Natural anatomical shapes and carefully crafted marginal ridges provide a remarkable true to nature three dimensional appearance.
- Internal layering reproduces the complexity of a natural tooth and provides incredible vitality.
- A beautiful smile is symmetrical around the centre line of the face. enigmallife⁺ teeth are exact mirror images on each side of the mouth.
- Greater incisal translucency.
- Like natural teeth, enigmallife⁺ have a natural opalescent look and fluoresce under UV light, so appear vital even under different lighting conditions.
- Simulation of the pterygoma on the labial surface provides natural reflections.
- Laterals are lighter than centrals, Canines are darker mesially with greater translucency distally.
- The necks of natural teeth are darker and this is subtly reproduced in enigmallife⁺ teeth.
- enigmallife⁺ inspiration anterior teeth have long contacts to reduce the gum visible of the cervicol margins.

sales@schottlander.co.uk

enigmallife⁺

enigmallife⁺ character Upper Anteriors

enigmallife⁺ Lower Anteriors

schottlander

enigmallife⁺

enigmallife⁺ inspiration⁺ Upper Anteriors

enigmallife⁺ inspiration⁺ Upper Anteriors

enigmallife⁺ shade selection

The enigmallife⁺ shade system gives you a choice of sixteen A-D shades together with two bleach shades B.L2 and B.L3. Shade selection should be carried out with the patient either in daylight or defined lighting conditions (D50°K colour temperature). The enigmallife⁺ shade guide enables consistent and accurate shade taking because it is made from the same materials and uses the same lighting system as the enigmallife⁺ teeth themselves.



tel: +44(0)1462 480440

enigmallife⁺

enigmallife⁺ inspiration⁺ Upper Anteriors

enigmallife⁺ inspiration⁺ combination table

Upper Anteriors	Lower Anteriors	P. Posteriors	S. Posteriors
IR14	LSA.6	P5.P5	S4
IR16	LSL.8	P4.P5	S4
IR18	LSL.10	P4.P6	S4
IR10	LSL.11	P6	S4
IR4	LSA.6	P5.P5	S4
IR6	LSL.8	P5	S6
IR8	LSL.10	P4.P5	S4
IR14	LSL.7	P5.P5	S4
IR16	LSL.8	P4.P5	S6
IR18	LSL.11	P4.P6	S4

enigmallife⁺ character combination table

Upper Anteriors	Lower Anteriors	P. Posteriors	S. Posteriors
D36	LSA.6	P5.P5	S4
D56	LSL.7	P5.P5	S4
D76	LSL.7	P5.P5	S6
D77	LSL.8	P4.P5	S6
D86	L7	P4.P5	S6
D99	LSL.6	P4.P5	S4
K22	LSL.4	P5.P5	S4
K48	LSL.5	P5.P5	S6
K25	LSL.8	P4.P5	S6
K27	L7	P4	S6
K46	LSL.4	P5.P5	S4
S11	LSL.3	P5.P5	S4
S2	LSA.6	P5.P5	S4
S3	LSL.5	P5.P5	S4
S4	LSL.7	P5	S6
S5	LSL.9	P4	S6
S6	LSL.10	P6	S6
S66	LSA.6	P5.P5	S6

- Some advantages of enigmallife⁺ teeth are:
- Aesthetics never before achieved in a denture tooth.
 - Natural appearance and fluorescence.
 - Laterals, canines and centrals are all true to nature.
 - Advanced occlusal concept to improve stability and comfort.
 - Can be set up to almost any occlusal arrangement.
 - High strength and wear characteristics.
 - Improved colour stability and plaque resistance.
 - Strong bond to the denture base material.
 - Eighteen beautiful shades including W, A-D and two new bleach shades B.L2 and B.L3.

schottlander

Schottlander Support & Training Courses

Dentistry is becoming more technically demanding as materials and techniques become more sophisticated, enabling improvements in patient care. At Schottlander we believe in continuing education and training as well as in providing technical support to our customers. Schottlander run courses of our purpose built Training Centre in Hertfordshire and throughout the UK, as well as worldwide through our distributor network.

All Schottlander courses are listed on www.schottlander.com or alternatively please contact the Schottlander Education & Events Coordinator on email course@schottlander.co.uk or Freephone 0800 97 000 79.



On our journey to achieve perfection we are indebted to so many dentists and technicians who have helped us with their comments and advice.

Special thanks go to:

- Mr Andrew Barrs, Dr John Bedford, Dr Linda Baker, Mrs Ruth Bourke, Mr David Brooker, Mr Ashley Byrne, Mr Roy Dixon, Mr Chris Egan, Professor Mike Farson, Mr Bowen Goring, Mr Brendan Hurton, Mr Ian Johnson, Dr Andrew Jarczyk, Mr Chris Lyons, Dr Dennis Hancock, Mr Andrew Mayer, Mr Andy Miles, Professor Franka Mueller, Mr Stefan Reininger, Mr Georg Reisch, Professor Martin Schimmel, Professor Rudolph Slavicek, Mr Christian Sponholz, Mr David Smith, Mr Stuart Smith, Dr Charlotte Street, Dr Finlay Sutton, Dr Phil Taylor, Mr Dave Turner, Mr Richard Tyrell, Mr Richard Wainwright, Mr John Webster and Mr Mark White.

enigmallife⁺ is a registered trademark of Davis Schottlander & Davis Ltd, England.

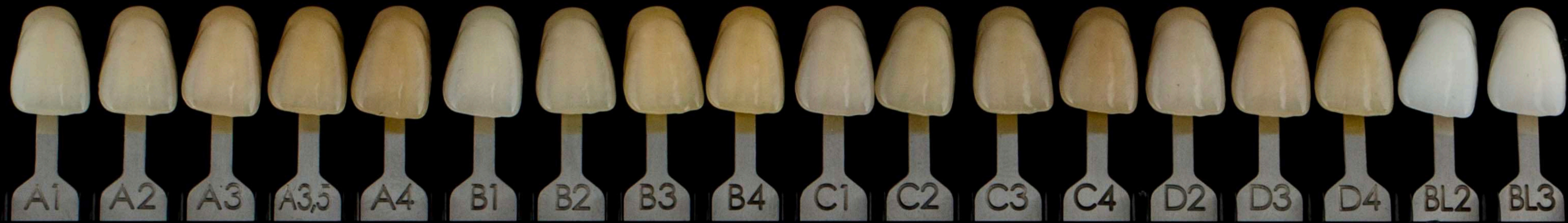
CE MD schottlander

DAVIS SCHOTTLANDER & DAVIS LTD
210 Avenue, Luton, Bedfordshire, LU1 3JH, UK
Tel: +44 (0)1462 480440 Fax: +44 (0)1462 480440
Freephone 0800 97 000 79 Faxline 0800 97 000 78
e-mail: sales@schottlander.co.uk info@schottlander.co.uk
www.schottlander.com

Provisional statement:
P50 - Acrylic Resin
Autofluorescence

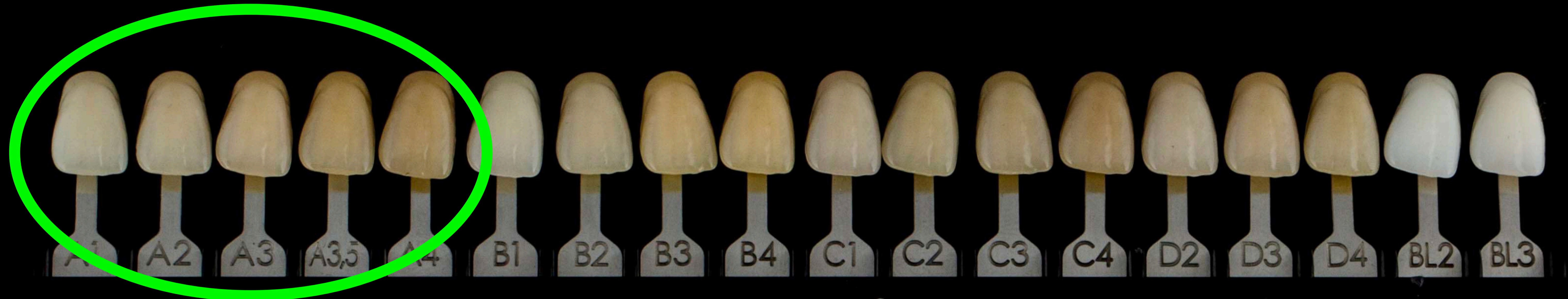
Do not stress test!





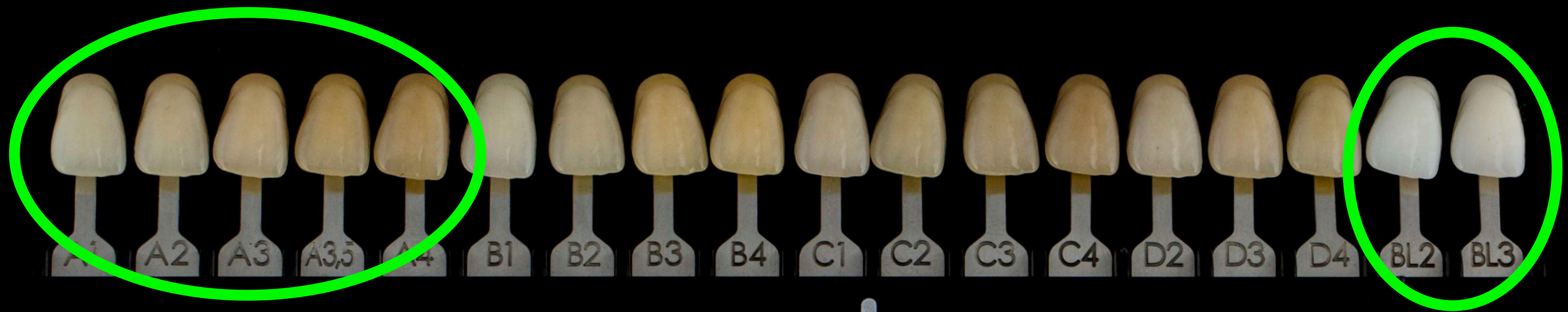
enigmalife⁺

Inspired by nature,
designed for living



enigmalife⁺

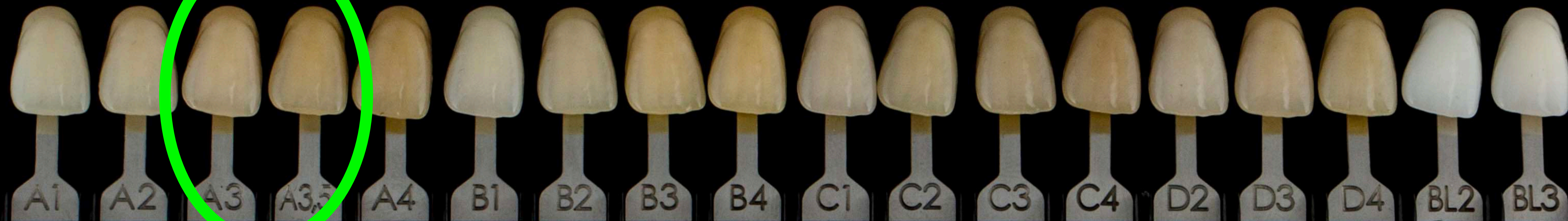
Inspired by nature,
designed for living



enigmalife⁺


Inspired by nature,
designed for living


A3 incisors, A3.5 canines and posteriors




enigmalive⁺

Inspired by nature,
designed for living







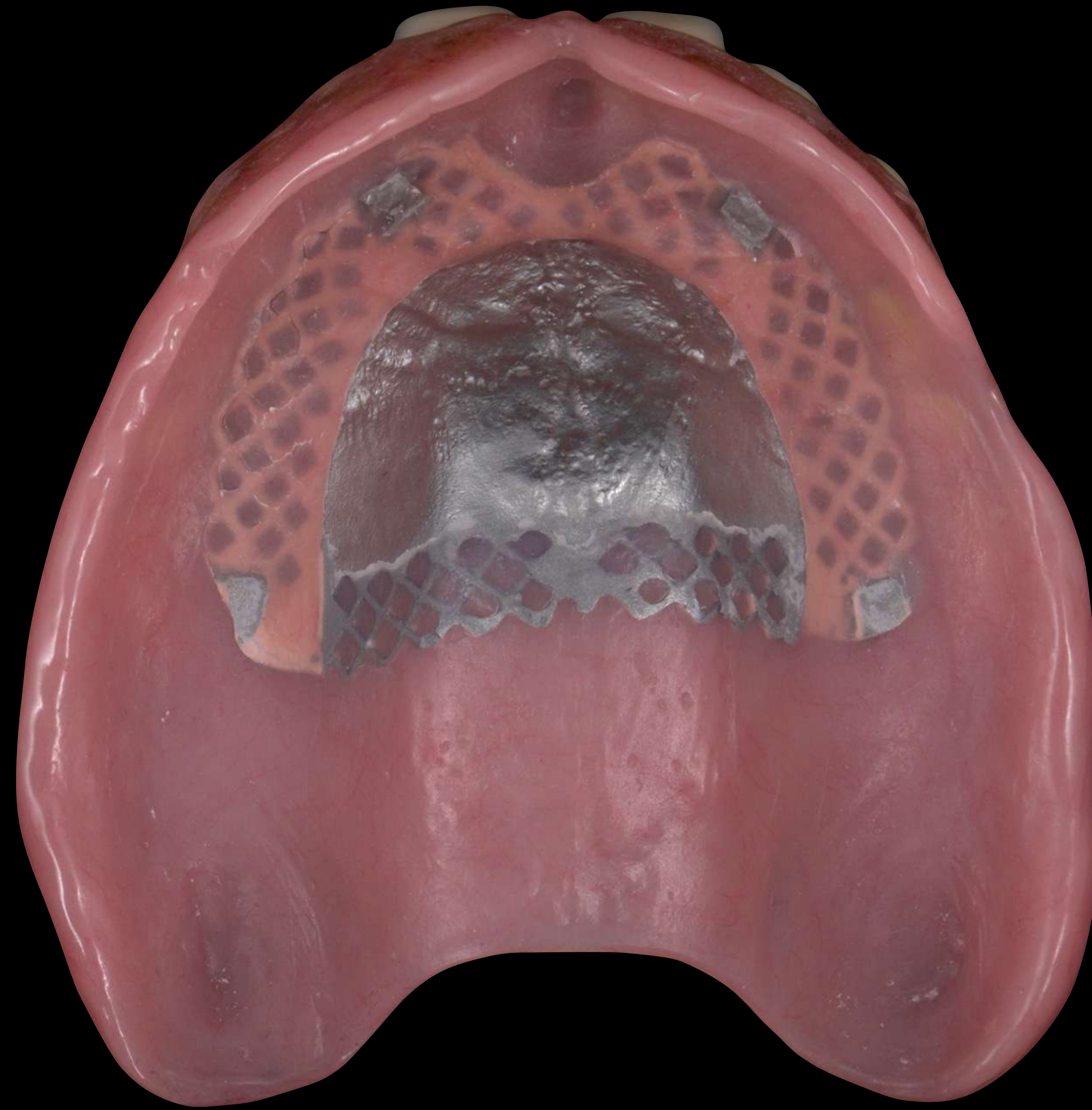






Schottlander Enigmalive teeth
A3 incisors, A3.5 canines and posteriors















“Bunu teslim etmeliyim”

“I’ve got to do deliver that”









Diane




















Derek





















Estelle



Julia Roberts













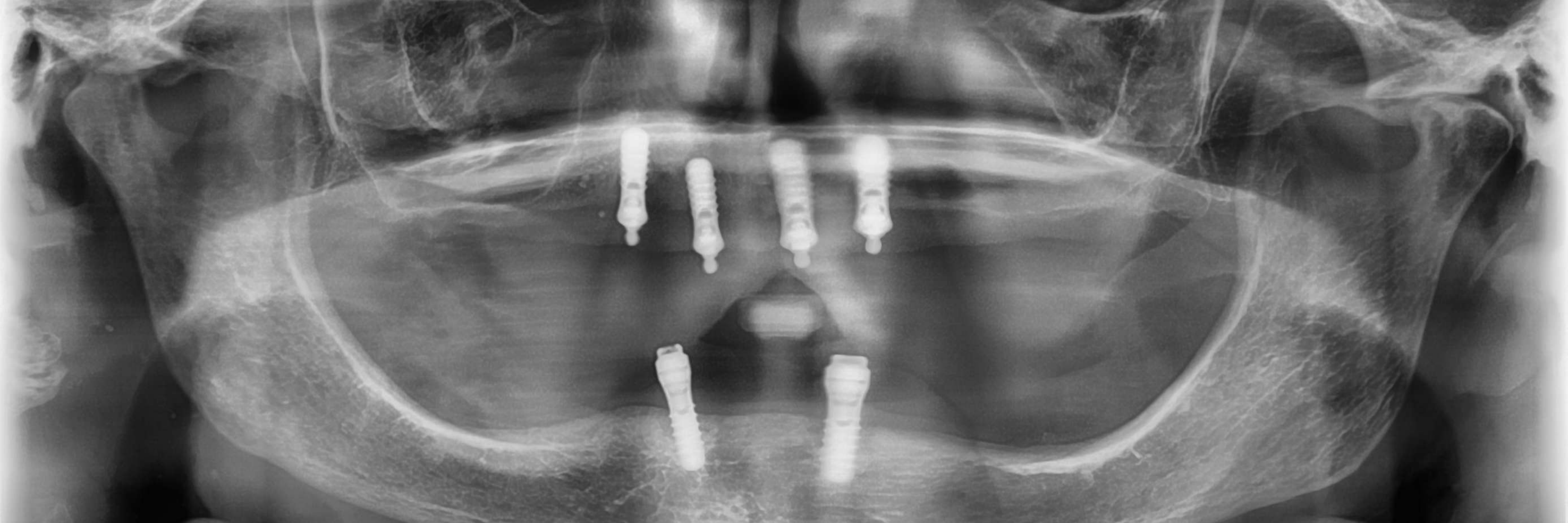





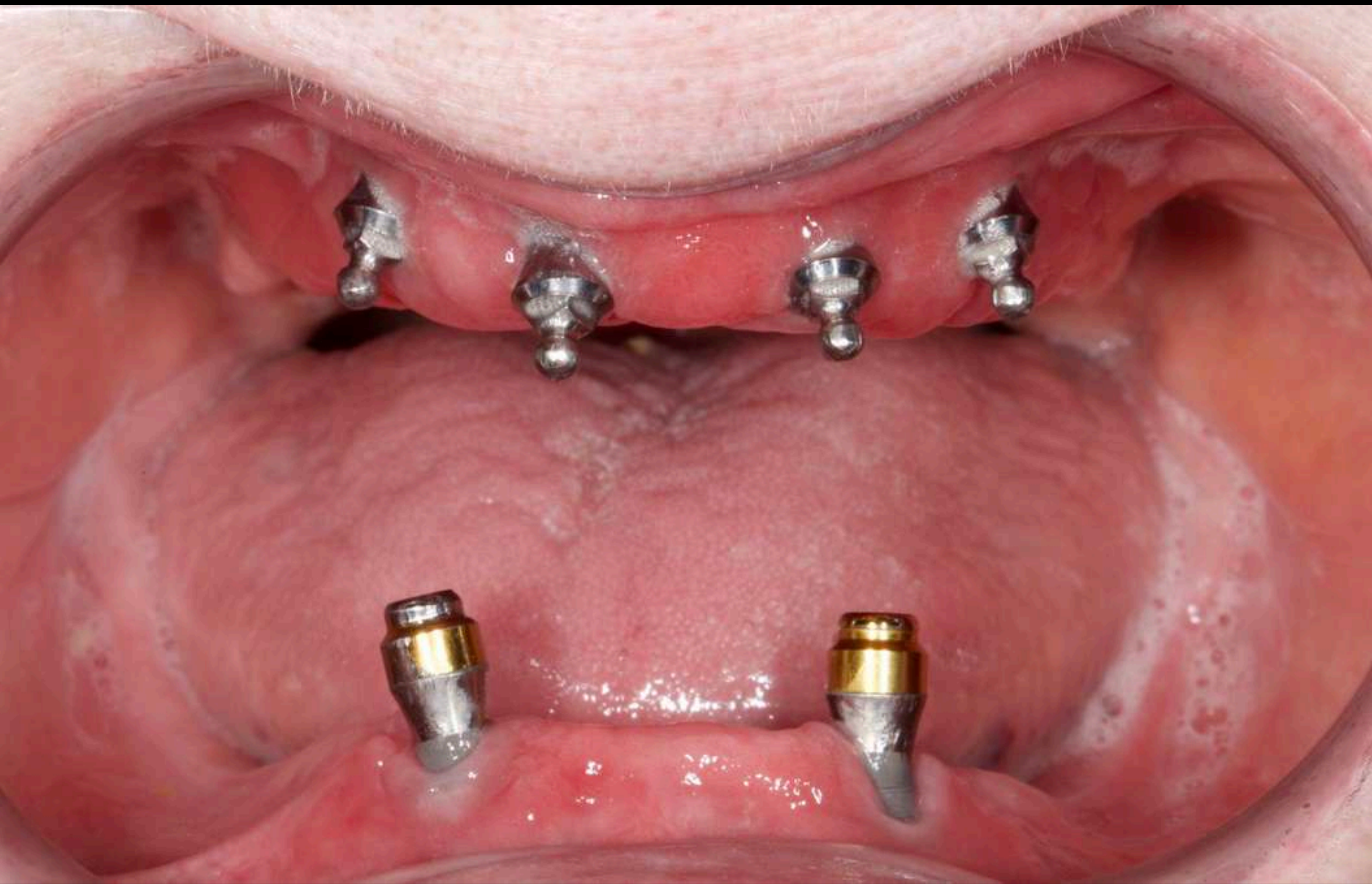
“I need
more
space”

Marissa

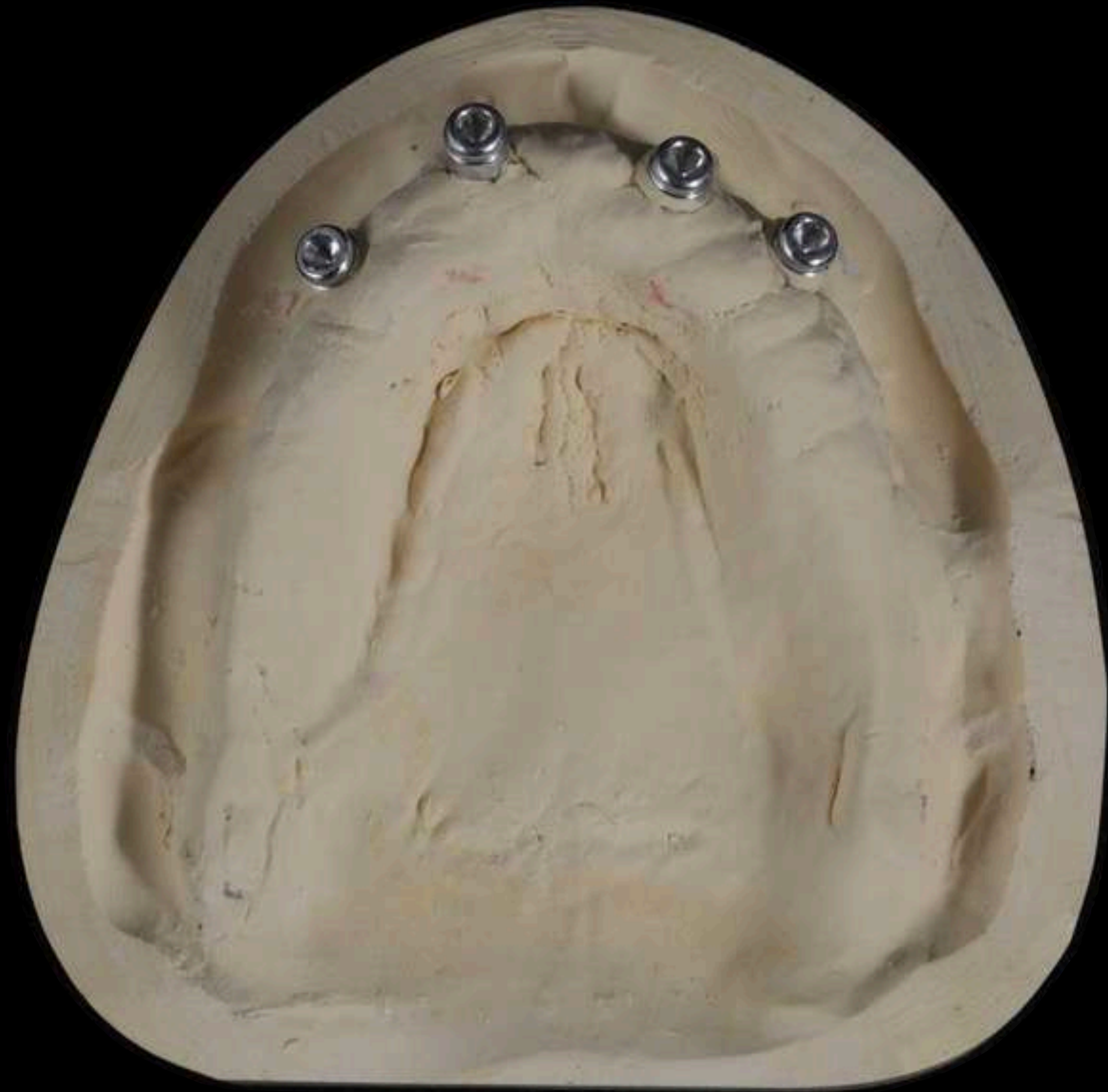
































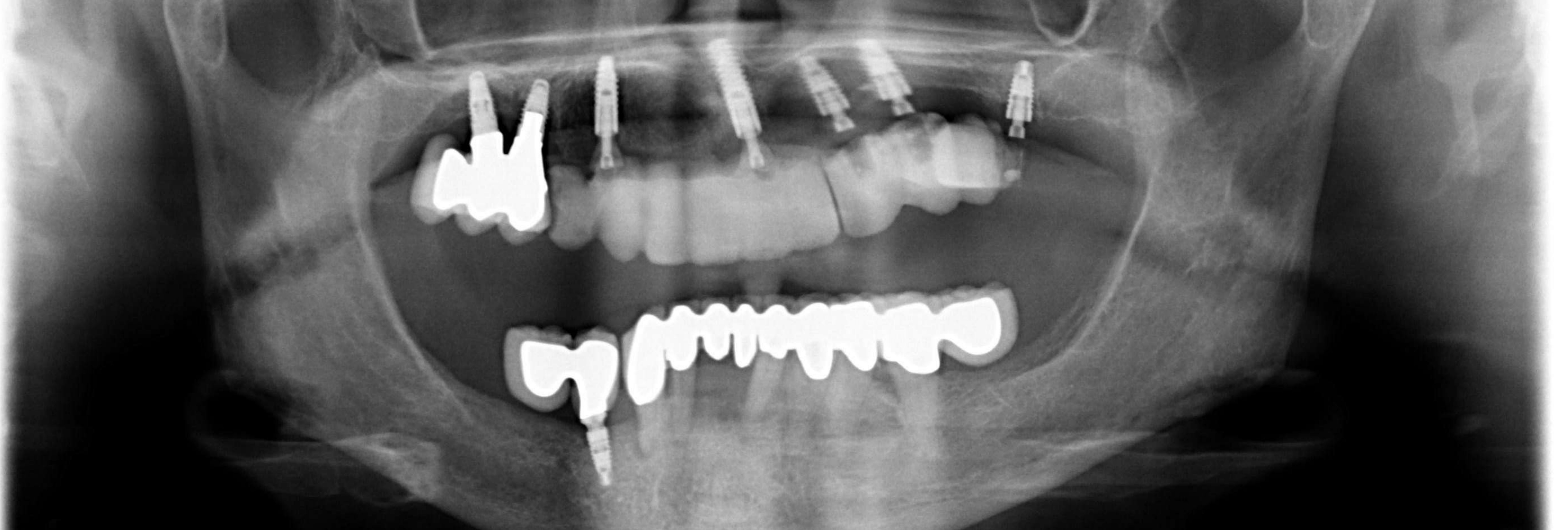


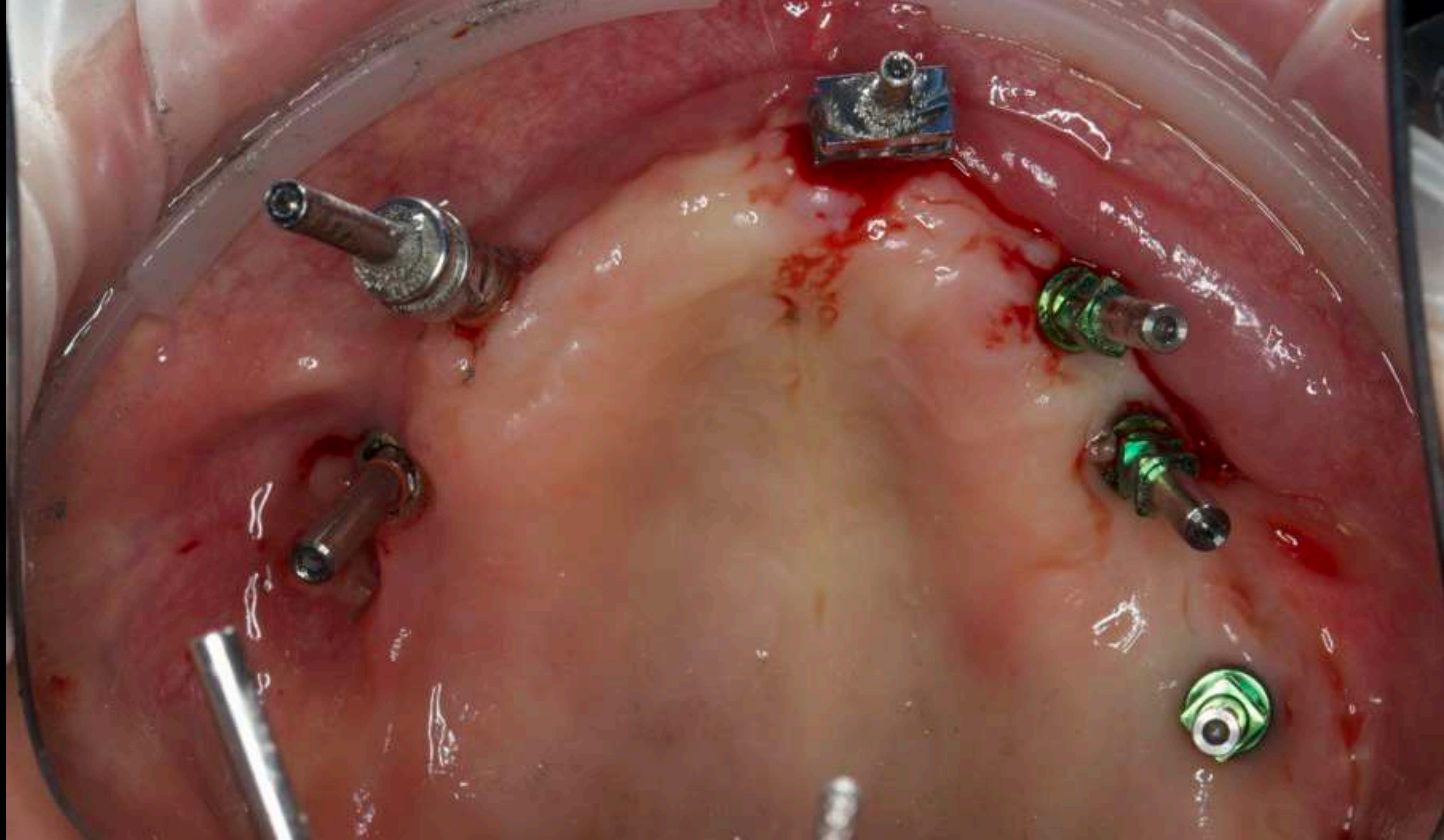




Emmie




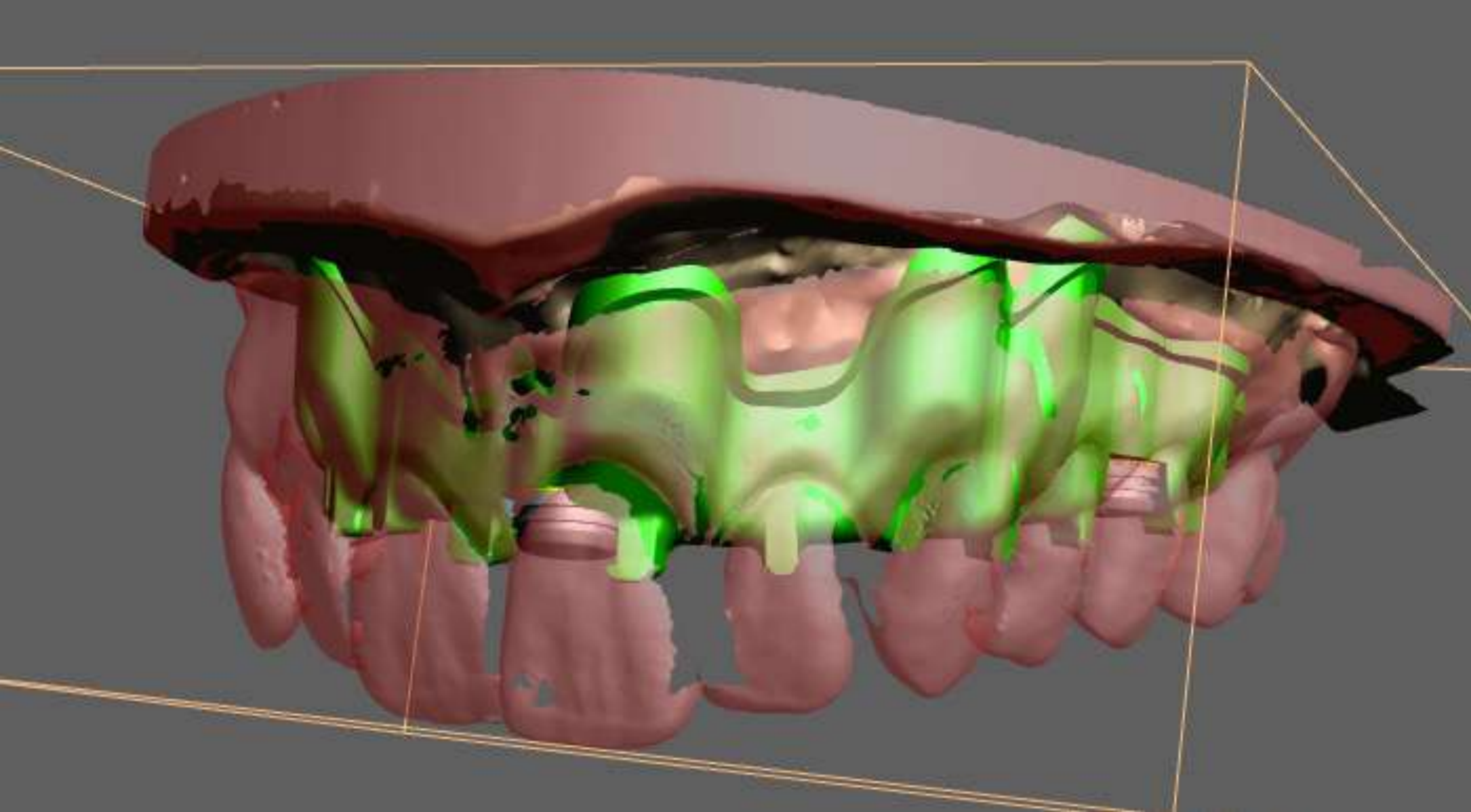




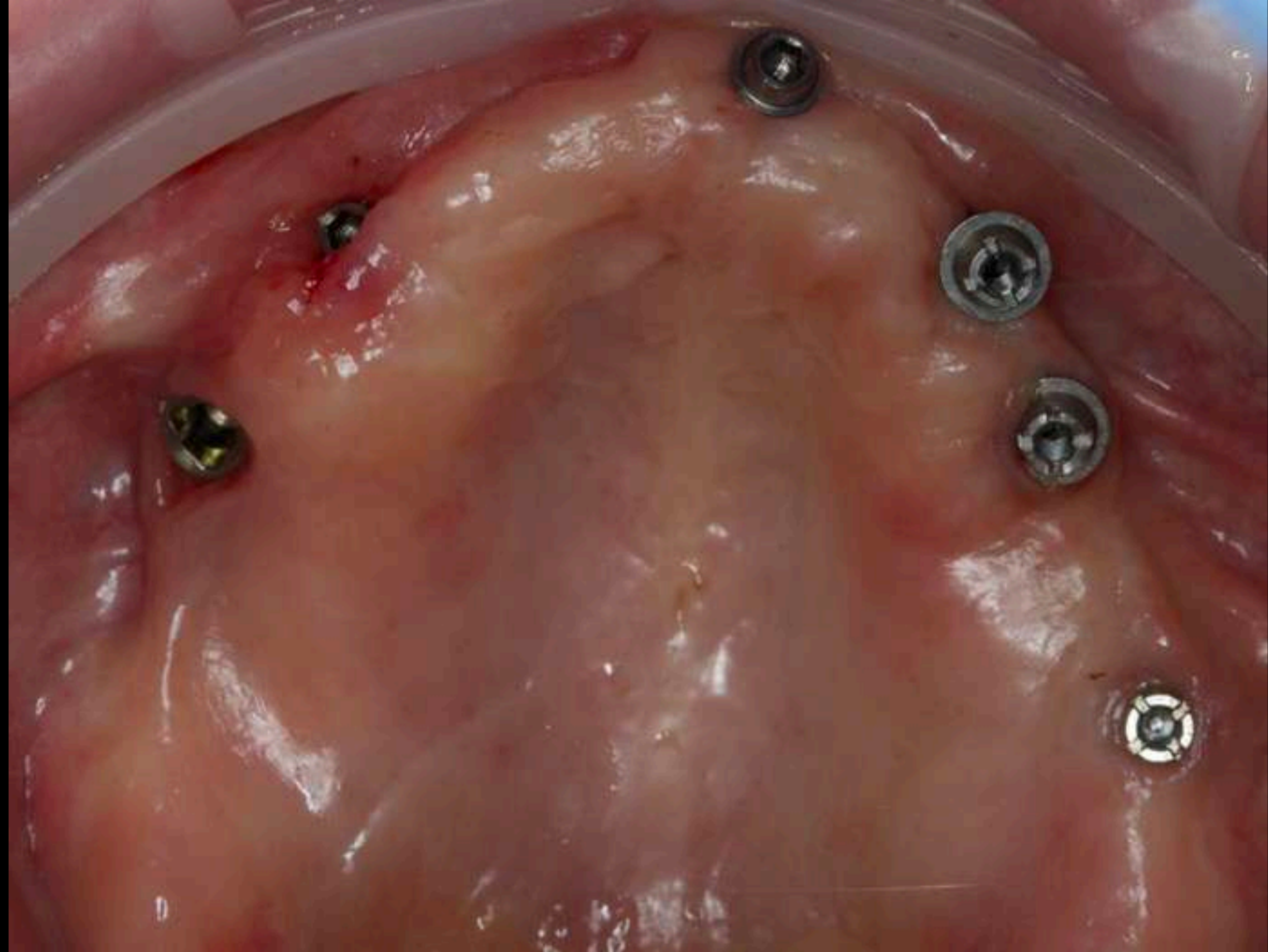
































Call to action



Call to action


1. Get good at dentures



Call to action

1. Get good at dentures

2. Be brave



Call to action

1. Get good at dentures

2. Be brave

3. Fixed and Removable

